


PRODUCT CATALOG

2018 VOLUME 1

PASSENGER, LIGHT TRUCK AND SPECIALTY TRAILER TIRES





RIDE ON OUR STRENGTH

EST. 1952

FOR OVER 60 YEARS, Hercules® Tire has been quietly redefining value in the replacement tire industry, with a combination of performance, choice and affordability that can't be found anywhere else. With Hercules Tires, your customers can expect a better, smarter, more convenient way to buy the right tires for whatever they drive.



PROTECTION

When your customers take Hercules Tires along for the ride, they can drive confidently, knowing that they have the power of our industry-leading Limited Protection Policy riding shotgun.



SELECTION

Our broad selection of tires ensures options for drivers across a wide array of lifestyles and vehicles, giving you more ways to create value for more of your customers.












CONNECTION

At Hercules Tire, we sell our tires exclusively through independent dealers like you, creating a network of dealers that can provide your customers the confidence of complete coverage—wherever they go.

CONTENTS

RESOURCES	
APPLICATIONS	2
LIMITED PROTECTION POLICY GUIDE	3
ROADTOUR SERIES SELECTION GUIDE	4
TERRA TRAC TRACTION SERIES SELECTION GUIDE	5
PERFORMANCE	
RAPTIS R-T5	8
H/P 4000	12
TOURING	
ROADTOUR 855 SPE	16
ROADTOUR 655 MRE	20
ROADTOUR 455	22
ROADTOUR 455 SPORT	24
SUV / LIGHT TRUCK	
TERRA TRAC CROSS-V	28
TERRA TRAC HTS	32
TERRA TRAC AT II	34
TERRA TRAC T/G MAX	40
TERRA TRAC M/T	44
WINTER	
AVALANCHE X-TREME PASSENGER	50
AVALANCHE X-TREME SUV	52
AVALANCHE X-TREME LT	54
SPECIALTY TRAILER	
H-901 ST	58
POWER ST2	60
LOW-PRO H-D	62
ALL-STEEL LIGHT TRUCK	
H-901 LT	66
H-702 LT	68
LIMITED PROTECTION POLICY	
REFERENCE	74

										
PERFORMANCE	RAPTIS R-T5	•	•							
	H/P 4000	•	•							
TOURING	ROADTOUR 855 SPE	•	•	•	•					
	ROADTOUR 655 MRE		•	•	•					
	ROADTOUR 455		•	•	•					
	ROADTOUR 455 SPORT	•	•	•	•					
SUV/LIGHT TRUCK	TERRA TRAC CROSS-V				•	•	•	•		
	TERRA TRAC HTS				•	•	•	•		
	TERRA TRAC AT II					•	•	•		
	TERRA TRAC T/G MAX					•	•	•		
	TERRA TRAC M/T					•	•			
WINTER	AVALANCHE X-TREME PASSENGER		•	•	•					
	AVALANCHE X-TREME SUV				•	•				
	AVALANCHE X-TREME LT					•	•			
SPECIALTY TRAILER	H-901 ST									•
	POWER ST2									•
	LOW-PRO H-D									•
ALL-STEEL LIGHT TRUCK	H-901 LT						•	•	•	
	H-702 LT						•	•	•	

APPLICATIONS¹

LIMITED PROTECTION POLICY²

		MILEAGE COVERAGE <i>(miles / kilometers)</i>	ROAD HAZARD PROTECTION	30-DAY TRUST OUR RIDE TEST DRIVE	DURATION	REPLACEMENT TO 50% USABLE TREAD
PERFORMANCE	RAPTIS R-T5	45,000 / 75,000	•	•	72 MONTHS	•
	H/P 4000	50,000 / 80,000	•		72 MONTHS	•
TOURING	ROADTOUR 855 SPE	85,000 / 135,000 (T-RATED) 70,000 / 112,000 (V/H-RATED)	•	•	72 MONTHS	•
	ROADTOUR 655 MRE	65,000 / 105,000 (T-RATED) 55,000 / 90,000 (V/H-RATED)	•	•	72 MONTHS	•
	ROADTOUR 455	50,000 / 80,000 (T-RATED) 45,000 / 75,000 (H-RATED)	•	•	72 MONTHS	•
	ROADTOUR 455 SPORT	45,000 / 75,000 (V-RATED)	•	•	72 MONTHS	•
SUV/LIGHT TRUCK	TERRA TRAC CROSS-V	70,000 / 112,000 (CUV/SUV) 65,000 / 105,000 (LT)	•	•	72 MONTHS	•
	TERRA TRAC HTS	50,000 / 80,000 (SUV) 45,000 / 75,000 (LT)	•		72 MONTHS	•
	TERRA TRAC AT II	60,000 / 100,000	•	•	72 MONTHS	•
	TERRA TRAC T/G MAX	N/A	•	•	72 MONTHS	•
	TERRA TRAC M/T	N/A	•	•	72 MONTHS	•
WINTER	AVALANCHE X-TREME PASSENGER	N/A	•		72 MONTHS	•
	AVALANCHE X-TREME SUV	N/A	•		72 MONTHS	•
	AVALANCHE X-TREME LT	N/A	•		72 MONTHS	•
SPECIALTY TRAILER	H-901 ST	N/A			72 MONTHS	•
	POWER ST2	N/A			36 MONTHS	
	LOW-PRO H-D	N/A			72 MONTHS	
ALL-STEEL LIGHT TRUCK	H-901 LT	N/A			72 MONTHS	•
	H-702 LT	N/A			72 MONTHS	•

¹ Tire sizes, technical data and product availability are subject to change. Please see [herculestire.com](#) for the most up-to-date information.

² See complete Limited Protection Policy on pages 70-73 for details and exclusions.

HERCULESTIRE.COM | 3

ROADTOUR®**SERIES**

	ROADTOUR 455		ROADTOUR 655 MRE		ROADTOUR 855 SPE	
MILEAGE COVERAGE ¹	T-RATED 50,000 mi 80,000 km	V/H-RATED 45,000 mi 75,000 km	T-RATED 65,000 mi 105,000 km	V/H-RATED 55,000 mi 90,000 km	T-RATED 85,000 mi 135,000 km	V/H-RATED 70,000 mi 112,000 km
ROAD HAZARD PROTECTION ¹	FREE REPLACEMENT for up to two years or the first 50% of usable tread life.		FREE REPLACEMENT for up to two years or the first 50% of usable tread life.		FREE REPLACEMENT for up to two years or the first 50% of usable tread life.	
TREAD COMPOUND	All-Season		Enhanced All-Season		Advanced Silica All-Season	
VALUE	★★★		★★★★		★★★★★	
TYPICAL FITMENTS	Chevy Cruze Ford Focus Toyota Corolla Buick LeSabre		Honda Civic Chrysler 200 Hyundai Santa Fe Dodge Grand Caravan		Chevy Impala Lexus ES 350 Honda Odyssey Ford Escape	
SIPING TECHNOLOGY	Strategically Placed Full Depth Siping		Thin-Gauge and Zig-Zag Siping		3D and Full Depth Siping	

TERRA TRAC®
[TRACTION SERIES]

	TERRA TRAC AT II	TERRA TRAC T/G MAX	TERRA TRAC M/T
PRIMARY USE			
HIGHWAY/PAVED ROAD DRIVING	•	•	
DIRT ROAD DRIVING	•	•	•
TRAIL RIDING	•	•	•
CONSTRUCTION AND COMMERCIAL JOBSITES		•	
FARM FIELDS AND LOGGING SITES		•	•
HIGH TORQUE APPLICATIONS		•	
SURFACE CONDITIONS			
WET ROADS	•	•	
SNOWY/WINTRY ROADS	•	•	• ²
MUDDY FIELDS			•
GRAVEL ROADS		•	•
LIMITED PROTECTION POLICY COVERAGE ¹			
MILEAGE COVERAGE	•		
ROAD HAZARD PROTECTION	•	•	•
30-DAY TRUST OUR RIDE TEST DRIVE	•	•	•
72-MONTH MATERIALS & WORKMANSHIP	•	•	•

This chart is designed to provide assistance in comparing products in the Hercules brand Terra Trac Traction Series. Comparisons are based on the design and engineering of each tire and are not a result of testing. Terra Trac Traction Series tires are not severe weather rated. Always use caution and obey all traffic laws when operating a vehicle.

¹ See complete Limited Protection Policy on pages 70-73 for details and exclusions.
² Able to accept TSMI #15/17 (depending on tire size) studs to aid in winter traction.



	SPORTS CAR	SEDAN
RAPTIS R-T5	•	•
H/P 4000	•	•



PERFORMANCE



RAPTIS® R-T5

PREMIUM UHP | ALL-SEASON

Using top-tier technologies, innovative design and advanced materials to deliver top-of-the-line traction, incredible control, longer wear and an aggressive low-profile design, the **Raptis R-T5** was literally made to move. Marrying the year-round versatility of premium touring tires with the confident control of ultra-high performance tires, the Raptis R-T5 delivers the traction, control and longer wear today's performance cars and high-end sport sedans demand.



GRIP AND GO

Designed and engineered to provide excellent grip and longer life, the Hercules Raptis R-T5 achieves both an impressive A A traction and a 500 UTQG treadwear rating.

TAKE CONTROL

The Raptis R-T5's minimized tread block movement and structural integrity allow for improved handling and shorter braking distance.

AGGRESSIVE AESTHETICS

A distinctive asymmetric tread pattern and race-inspired sidewall design give the Raptis R-T5 a strikingly stylish profile that perfectly complements today's performance cars and high-end sport sedans.

FEATURES & BENEFITS

1

3D SIPING

3D UltraWave™ sipes increase structural integrity and minimize movement of the tread block, shortening braking distance and increasing control.

4

ASYMMETRIC TREAD

Larger tread blocks on the outside of the tire allow for better vehicle responsiveness and cornering performance, while connected grooves channel airflow to reduce resistance.

2

RIDGED CENTER GROOVES

The ridged design of Hercules EvacuTrack™ grooves dispel water from the tire more quickly, enabling better handling on wet surfaces.

5

LARGE CONTACT PATCH

Wide footprint increases contact with the road surface for better control and maximum grip.

3

HIGH-GRADE SILICA COMPOUND

Provides better grip for outstanding braking and handling in wet and dry conditions, along with even wear that promotes longevity.

6

HEAT COOLING SYSTEM

The CoolCourse™ temperature control system reduces heat buildup, optimizing performance and enhancing tire life.



RAPTIS® R-T5

PERFORMANCE PROMISE¹



Built to deliver 45,000 mi/75,000 km and protected under our Hercules Mileage Coverage Plan.



Covered by our industry-leading Road Hazard Protection Program, which provides free replacement for up to two years or the first 50% of usable tread life.

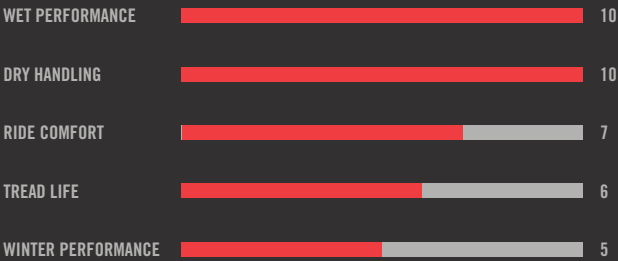


If the tires are not satisfactory, they may be returned within 30 days to exchange them for a comparable set of Hercules brand tires.



If this tire becomes unserviceable due to a flaw in workmanship or materials, we will replace it at no charge during the first 50% of usable tread life.

PERFORMANCE RATINGS²



	ITEM #	TIRE SIZE	SERVICE DESCRIPTION	LOAD ID	SIDEWALL	UTQG	MIN. RIM WIDTH (IN)	MAX. RIM WIDTH (IN)	MAX LOAD (LBS)	MAX PSI	OVERALL DIAMETER (IN)	SECTION WIDTH (IN)	TREAD DEPTH (32NDS)	WEIGHT (LBS)
17	91406	215/55ZR17	98W	XL	BSW	500 AA A	6.0	7.5	1653	50	26.30	8.90	9.5	24.90
	91407	225/55ZR17	101W	XL	BSW	500 AA A	6.0	8.0	1819	50	26.80	9.17	9.5	27.10
	91409	235/55ZR17	99W	STD	BSW	500 AA A	6.5	8.5	1709	51	27.20	9.65	9.5	28.30
	91410	205/50ZR17	93W	XL	BSW	500 AA A	5.5	7.5	1433	50	25.10	8.43	9.5	23.10
	91411	215/50ZR17	95W	XL	BSW	500 AA A	6.0	7.5	1521	50	25.50	8.90	9.5	24.40
	91412.1	225/50ZR17	98W	XL	BSW	500 AA A	6.0	8.0	1653	50	25.90	9.17	9.5	25.60
	91413	235/50ZR17	100W	XL	BSW	500 AA A	6.0	8.5	1764	50	26.30	9.65	9.5	27.30
	91414	215/45ZR17	91W	XL	BSW	500 AA A	7.0	8.0	1356	50	24.60	8.39	9.5	22.40
	91415	225/45ZR17	94W	XL	BSW	500 AA A	7.0	8.5	1477	50	25.00	8.86	9.5	24.30
	91416	235/45ZR17	97W	XL	BSW	500 AA A	7.5	9.0	1609	50	25.40	9.29	9.5	25.10
	91417	245/45ZR17	99W	XL	BSW	500 AA A	7.5	9.0	1709	50	25.70	9.57	9.5	26.80
	91418	205/40ZR17	84W	XL	BSW	500 AA A	7.0	8.0	1102	50	23.50	8.35	9.5	19.80
	91419	245/40ZR17	95W	XL	BSW	500 AA A	8.0	9.5	1521	50	24.70	9.76	9.5	24.90
	91420	255/40ZR17	98W	XL	BSW	500 AA A	8.5	10.0	1653	50	25.00	10.24	9.5	26.70
	91408	235/55ZR18	104W	XL	BSW	500 AA A	6.5	8.5	1984	50	28.10	9.65	9.5	29.70
	91421	225/50ZR18	95W	STD	BSW	500 AA A	6.0	8.0	1521	51	26.90	9.17	9.5	26.80
18	91422	235/50ZR18	101W	XL	BSW	500 AA A	6.5	8.5	1819	50	27.30	9.65	9.5	29.00
	91423.2	215/45ZR18	93W	XL	BSW	500 AA A	7.0	8.0	1433	50	25.60	8.39	9.5	23.80
	91424	225/45ZR18	95W	XL	BSW	500 AA A	7.0	8.5	1521	50	25.90	8.86	9.5	24.90
	91425	235/45ZR18	98W	XL	BSW	500 AA A	7.5	9.0	1653	50	26.30	9.29	9.5	26.50
	91426.1	245/45ZR18	100W	XL	BSW	500 AA A	7.5	9.0	1764	50	26.70	9.57	9.5	28.40
	91427	255/45ZR18	103W	XL	BSW	500 AA A	8.0	9.5	1929	50	27.00	10.04	9.5	29.50
	91428	225/40ZR18	92W	XL	BSW	500 AA A	7.5	9.0	1389	50	25.10	9.06	9.5	23.60
	91429	235/40ZR18	95W	XL	BSW	500 AA A	8.0	9.5	1521	50	25.40	9.49	9.5	25.00
	91430	245/40ZR18	97W	XL	BSW	500 AA A	8.0	9.5	1609	50	25.70	9.76	9.5	26.30
	94664	255/40ZR18	99W	XL	BSW	500 AA A	8.5	10.0	1709	50	26.00	10.20	9.5	25.82
	91431	255/35ZR18	90W	STD	BSW	500 AA A	8.5	10.0	1323	51	25.00	10.24	9.5	25.90
	94665	265/35ZR18	97W	XL	BSW	500 AA A	9.0	10.5	1609	50	25.30	10.70	9.5	23.61
	94666	275/35ZR18	99W	XL	BSW	500 AA A	9.0	11.0	1709	50	25.60	10.90	9.5	26.21
	91432	225/45ZR19	96W	XL	BSW	500 AA A	7.0	8.5	1565	50	27.00	8.86	9.5	26.10
	91433	245/45ZR19	98W	STD	BSW	500 AA A	7.5	9.0	1653	51	27.70	9.57	9.5	29.10
	91434	245/40ZR19	94W	STD	BSW	500 AA A	8.0	9.5	1477	51	26.70	9.76	9.5	27.50
19	91435	255/40ZR19	100W	XL	BSW	500 AA A	8.5	10.0	1764	50	27.00	10.24	9.5	28.60
	94667	275/40ZR19	105W	XL	BSW	500 AA A	9.0	11.0	2039	50	27.70	10.90	9.5	29.54
	91436	235/35ZR19	91W	XL	BSW	500 AA A	8.0	9.5	1356	50	25.50	9.49	9.5	24.20
	91437	245/35ZR19	93W	XL	BSW	500 AA A	8.0	9.5	1433	50	25.80	9.76	9.5	25.80
	91438	255/35ZR19	96W	XL	BSW	500 AA A	8.5	10.0	1565	50	26.00	10.24	9.5	26.80
	94668	275/35ZR19	100W	XL	BSW	500 AA A	9.0	11.0	1764	50	26.60	10.90	9.5	27.69
	91439	245/45ZR20	103W	XL	BSW	500 AA A	7.5	9.0	1929	50	28.70	9.57	9.5	30.00
20	91440	255/45ZR20	101W	STD	BSW	500 AA A	8.0	9.5	1819	51	29.10	10.04	9.5	32.60
	91441.1	245/40ZR20	99W	XL	BSW	500 AA A	8.0	9.5	1709	50	27.70	9.76	9.5	28.90
	94669	275/40ZR20	106W	XL	BSW	500 AA A	9.0	10.5	2094	50	28.70	10.90	9.5	31.53
	94670	245/35ZR20	95W	XL	BSW	500 AA A	8.0	9.5	1521	50	26.80	9.80	9.5	23.10
	91442	255/35ZR20	97W	XL	BSW	500 AA A	8.5	10.0	1609	50	27.00	10.24	9.5	28.20
	91443	275/35ZR20	102W	XL	BSW	500 AA A	9.0	11.0	1874	50	27.60	10.94	9.5	30.70

Tire sizes, technical data and product availability are subject to change. Please see herculestire.com for the most up-to-date information.

¹ See complete Limited Protection Policy on pages 70-73 for details and exclusions.

² See page 74 for more information.

H/P 4000

COSMETIC PERFORMANCE | ALL-SEASON

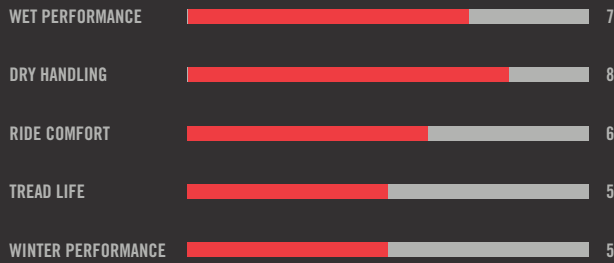
The **H/P 4000** was developed for dependable performance and enduring aesthetics. With a raised white letter sidewall that perfectly accents vintage and muscle cars, these tires provide sure-footed traction under all conditions and are sure to stand out in the crowd.



FEATURES & BENEFITS

- Performance-enhanced tread design for cutting-edge traction in all conditions.
- Raised white lettering adds a classic touch of personality and style.
- Large multi-siped tread blocks taper into a rounded shoulder.
- Wide solid center rib delivers high-speed stability and ensures constant rubber-to-road contact.

PERFORMANCE RATINGS ¹



PERFORMANCE PROMISE ²



Built to deliver 50,000 mi/80,000 km and protected under our Hercules Mileage Coverage Plan.



Covered by our industry-leading Road Hazard Protection Program, which provides free replacement for up to two years or the first 50% of usable tread life.



If this tire becomes unserviceable due to a flaw in workmanship or materials, we will replace it at no charge during the first 50% of usable tread life.



PERFORMANCE

	ITEM #	TIRE SIZE	SERVICE DESCRIPTION	LOAD ID	SIDEWALL	UTQG	MIN. RIM WIDTH (IN)	MAX. RIM WIDTH (IN)	MAX LOAD (LBS)	MAX PSI	OVERALL DIAMETER (IN)	SECTION WIDTH (IN)	TREAD DEPTH (32NDS)	WEIGHT (LBS)
14	02824	P215/70R14	96T	STD	RWL	440 A B	5.0	7.0	1554	44	25.76	8.66	11.0	22.00
	02826	P225/70R14	98T	STD	RWL	440 A B	6.0	7.5	1675	44	26.27	8.92	11.0	24.00
	02782	P235/60R14	96T	STD	RWL	440 A B	6.5	8.5	1565	44	25.06	9.11	11.0	23.00
15	02828	P215/70R15	97T	STD	RWL	440 A B	5.5	7.0	1620	44	26.71	8.71	11.0	23.00
	02830	P225/70R15	100T	STD	RWL	440 A B	6.0	7.5	1753	44	27.37	9.10	11.0	26.00
	02832	P235/70R15	102T	STD	RWL	440 A B	6.0	8.0	1896	44	27.90	9.46	11.0	27.00
	02834	P255/70R15	108T	STD	RWL	440 A B	6.5	8.5	2183	44	28.95	10.40	11.0	32.00
	02798	P215/65R15	95T	STD	RWL	440 A B	6.0	7.5	1510	44	26.00	8.38	11.0	23.00
	02790	P235/60R15	98T	STD	RWL	440 A B	6.5	8.5	1642	44	26.11	9.15	11.0	25.00
	02792	P245/60R15	100T	STD	RWL	440 A B	7.0	8.5	1753	44	26.55	9.47	11.0	26.00
	02794	P255/60R15	102T	STD	RWL	440 A B	7.0	9.0	1885	44	27.01	10.24	11.0	28.00
	02796	P275/60R15	107T	STD	RWL	440 A B	7.5	10.0	2149	44	28.06	10.70	11.0	30.00
16	02770.2	P295/50R15	105S	STD	RWL	440 A C	8.0	10.5	2061	35	26.62	12.22	11.0	35.00
	02806	P235/55R16	96T	STD	BSW	440 A B	6.5	8.5	1565	44	26.15	9.65	11.0	24.00


Tire sizes, technical data and product availability are subject to change. Please see herculestire.com for the most up-to-date information.

¹ See page 74 for more information.

² See complete Limited Protection Policy on pages 70-73 for details and exclusions.



	 SPORTS CAR	 SEDAN	 MINIVAN	 CUV
ROADTOUR 855 SPE	•	•	•	•
ROADTOUR 655 MRE		•	•	•
ROADTOUR 455		•	•	•
ROADTOUR 455 SPORT	•	•	•	•



TOURING

ROADTOUR® 855 SPE

GRAND TOURING | ALL-SEASON



PROUDLY MADE IN THE USA.

The **Roadtour 855 SPE** boasts innovative features, high-quality materials and advanced technological innovations that, together, deliver all-purpose, all-season premium performance. Whether it's a sedan, crossover or minivan, the Hercules Roadtour 855 SPE is the perfect all-in-one solution, providing dependable traction, crisp handling and a quiet ride. And it's all backed by up to 85,000 miles of coverage.



PEACE AND QUIET

The Roadtour 855 SPE offers the incredibly quiet, comfortable ride expected in a premium touring tire, combined with the value and quality you've come to rely upon from Hercules.

SAFE, SECURE, SATISFIED

The Roadtour 855 SPE is perfect for those who demand dependability in their touring tires, with superior control, precise handling, greater stability and enhanced traction—especially in adverse conditions.

ALL-WEATHER PERFORMANCE

Equipped with advanced materials and innovative design features, the Roadtour 855 SPE was designed to ensure superior performance whatever the season.

FEATURES & BENEFITS

1

SEMI-SOLID CENTER RIB

Promotes water evacuation while maintaining crisp handling and driver comfort.

2

SOLID SHOULDER WITH OFFSET GROOVES

Enables greater stability when cornering and reduces road surface noise for a quiet, comfortable ride.

3

FULL DEPTH SIPING

Delivers consistent, lasting traction and performance throughout the life of the tire.

4

ADVANCED SILICA TREAD COMPOUND

Provides even wear, low rolling resistance and enhanced wet traction.

5

3D SIPING

Unique design facilitates greater contact with the road and increases the amount of biting edges, improving grip on wet roads and in light snow.

6

ASYMMETRIC TREAD

Larger tread blocks on the outside of the tire provide increased stability and dry traction, while smaller inside elements feature dense siping for added grip in adverse conditions.

7

CIRCUMFERENTIAL GROOVES

Four wide grooves allow for excellent water evacuation, hydroplane resistance and improved wet traction.



ROADTOUR® 855 SPE

PERFORMANCE PROMISE¹



Built to deliver 85,000 mi/135,000 km (T-rated sizes) or 70,000 mi/112,000 km (V/H-rated sizes) and protected under our Hercules Mileage Coverage Plan.



Covered by our industry-leading Road Hazard Protection Program, which provides free replacement for up to two years or the first 50% of usable tread life.



If the tires are not satisfactory, they may be returned within 30 days to exchange them for a comparable set of Hercules brand tires.



If this tire becomes unserviceable due to a flaw in workmanship or materials, we will replace it at no charge during the first 50% of usable tread life.

PERFORMANCE RATINGS²



	ITEM #	TIRE SIZE	SERVICE DESCRIPTION	LOAD ID	SIDEWALL	UTQG	MIN. RIM WIDTH (IN)	MAX. RIM WIDTH (IN)	MAX LOAD (LBS)	MAX PSI	OVERALL DIAMETER (IN)	SECTION WIDTH (IN)	TREAD DEPTH (32NDS)	WEIGHT (LBS)
15	06010	195/65R15	91H	STD	BSW	620 A A	5.5	7.0	1356	44	25.00	7.90	11.0	19.96
	06145	205/65R15	94H	STD	BSW	620 A A	5.5	7.5	1477	44	25.47	8.20	11.0	21.95
	06015	195/60R15	88H	STD	BSW	620 A A	5.5	7.0	1235	44	24.21	7.90	11.0	20.55
16	06135.1	205/65R16	95H	STD	BSW	620 A A	5.5	7.5	1521	44	26.46	8.20	9.5	23.10
	06155	215/65R16	98H	STD	BSW	620 A A	6.0	7.5	1653	44	27.01	8.70	11.5	24.64
	06085	225/65R16	100T	STD	BSW	780 A A	6.0	8.0	1764	44	27.48	9.00	11.5	26.80
	06120	205/60R16	92V	STD	BSW	580 A A	5.5	7.5	1389	44	25.67	8.20	11.0	22.66
	06025.1	215/60R16	95H	STD	BSW	620 A A	6.0	7.5	1521	44	26.14	8.70	11.0	24.95
	06030	225/60R16	98H	STD	BSW	620 A A	6.0	8.0	1653	44	26.61	9.00	11.0	24.95
	06090	235/60R16	100T	STD	BSW	780 A A	6.5	8.5	1764	44	27.09	9.40	11.0	27.00
	06075	205/55R16	91V	STD	BSW	580 A A	5.5	7.5	1356	44	24.88	8.40	11.0	21.95
	06020	215/55R16	93H	STD	BSW	620 A A	6.0	7.5	1433	44	25.28	8.90	11.0	23.36
	06080	225/55R16	95V	STD	BSW	580 A A	6.0	8.0	1521	44	25.75	9.20	11.0	24.95
17	06110	215/65R17	99T	STD	BSW	780 A A	6.0	7.5	1709	44	28.03	8.70	11.5	26.58
	06115	225/65R17	102T	STD	BSW	780 A A	6.0	8.0	1874	44	28.50	9.00	11.5	27.52
	06095	235/65R17	104T	STD	BSW	780 A A	6.5	8.5	1984	44	29.06	9.40	11.5	30.00
	06150	215/60R17	96H	STD	BSW	620 A A	6.0	7.5	1565	44	27.17	8.70	11.0	25.87
	06160	225/60R17	99H	STD	BSW	620 A A	6.0	8.0	1709	44	27.64	9.00	11.0	28.94
	06105	235/60R17	102T	STD	BSW	780 A A	6.5	8.5	1874	44	28.11	9.40	11.0	28.09
	06055	215/55R17	94V	STD	BSW	580 A A	6.0	7.5	1477	44	26.30	8.90	11.0	25.08
	06060	225/55R17	97V	STD	BSW	580 A A	6.0	8.0	1609	44	26.77	9.20	11.0	26.94
	06065	235/55R17	99H	STD	BSW	620 A A	6.5	8.5	1709	44	27.17	9.60	11.0	29.94
	06165	205/50R17	93V	XL	BSW	580 A A	5.5	7.5	1433	50	25.12	8.40	11.0	24.33
	06170	215/50R17	95V	XL	BSW	580 A A	6.0	7.5	1521	50	25.51	8.90	11.0	25.92
	06045.1	225/50R17	94V	STD	BSW	580 A A	6.0	8.0	1477	44	25.91	9.20	11.0	25.26
	06050	235/50R17	96V	STD	BSW	580 A A	6.0	8.5	1565	44	26.30	9.60	11.0	27.94
	06140	245/50R17	99V	STD	BSW	580 A A	7.0	8.5	1709	44	26.69	10.00	9.5	29.92
	06028	215/45R17	91V	XL	BSW	580 A A	7.0	8.0	1356	50	24.69	8.40	11.0	23.23
18	06038	225/45R17	91H	STD	BSW	620 A A	7.0	8.5	1356	44	24.96	8.90	11.0	24.64
	06040	225/60R18	100H	STD	BSW	620 A A	6.0	8.0	1764	44	28.62	9.00	11.0	27.94
	06130	215/55R18	95H	STD	BSW	620 A A	6.0	7.5	1521	44	27.28	8.90	11.0	27.94
	06035	225/55R18	98H	STD	BSW	620 A A	6.0	8.0	1653	44	27.76	9.20	11.0	26.94
	06180	235/55R18	104V	XL	BSW	580 A A	6.5	8.5	1984	50	28.15	9.60	11.0	31.72
	06100	225/50R18	95T	STD	BSW	780 A A	6.0	8.0	1521	44	26.89	9.20	11.0	26.45
	06070	235/50R18	97V	STD	BSW	580 A A	6.5	8.5	1609	44	27.28	9.60	11.0	29.04
	06185	225/45R18	95V	XL	BSW	580 A A	7.0	8.5	1521	50	25.94	8.90	11.0	27.41
	06125	235/45R18	94V	STD	BSW	580 A A	7.5	9.0	1477	44	26.34	9.60	11.0	26.80
	06175	245/45R18	100V	XL	BSW	580 A A	7.5	9.0	1764	50	26.65	9.60	11.0	27.94
20	06148	245/50R20	102H	STD	BSW	620 A A	7.0	8.5	1874	44	29.69	10.00	11.0	32.47

Tire sizes, technical data and product availability are subject to change. Please see herculestire.com for the most up-to-date information.

¹ See complete Limited Protection Policy on pages 70-73 for details and exclusions.

² See page 74 for more information.

ROADTOUR® 655 MRE

PREMIUM TOURING | ALL-SEASON



The **Roadtour 655 MRE** offers consistent performance and dependability for today's more practical drivers. These tires feature siping that's 33% narrower than conventional siping, delivering better traction and handling along with greater fuel efficiency. For a quieter, more comfortable ride, the Roadtour 655 MRE is the go-to tire.



FEATURES & BENEFITS

- Four-pitch sequence allows more lateral grooves, improving traction without increasing noise.
- Thin-gauge siping enhances traction and stability without sacrificing flexibility.
- Zig-zag siping creates more biting edges and reduces lateral movement for improved handling.
- Advanced profile design optimizes surface contact for maximum traction and tread life.

PERFORMANCE RATINGS ¹



PERFORMANCE PROMISE ²

UP TO
65K
MILES

Built to deliver 65,000 mi/105,000 km (T-rated sizes) or 55,000 mi/90,000 km (V/H-rated sizes) and protected under our Hercules Mileage Coverage Plan.

ROAD
HAZARD

Covered by our industry-leading Road Hazard Protection Program, which provides free replacement for up to two years or the first 50% of usable tread life.

30
DAY
TRUST OUR RIDE

If the tires are not satisfactory, they may be returned within 30 days to exchange them for a comparable set of Hercules brand tires.

50%
REPLACEMENT

If this tire becomes unserviceable due to a flaw in workmanship or materials, we will replace it at no charge during the first 50% of usable tread life.

	ITEM #	TIRE SIZE	SERVICE DESCRIPTION	LOAD ID	SIDEWALL	UTQG	MIN. RIM WIDTH (IN)	MAX. RIM WIDTH (IN)	MAX LOAD (LBS)	MAX PSI	OVERALL DIAMETER (IN)	SECTION WIDTH (IN)	TREAD DEPTH (32NDS)	WEIGHT (LBS)
14	07010	185/65R14	86T	STD	BSW	540 A B	5.0	6.5	1168	44	23.46	7.40	9.5	16.87
	07035.1	205/70R15	96T	STD	BSW	540 A B	5.0	7.0	1565	44	26.18	8.10	9.5	20.37
15	07060	215/70R15	98T	STD	BSW	540 A B	5.5	7.0	1653	44	26.69	8.60	9.5	22.35
	07100.1	175/65R15	84H	STD	BSW	480 A A	5.0	6.0	1102	44	23.98	7.00	9.5	16.15
	07015	185/65R15	88T	STD	BSW	540 A B	5.0	6.5	1235	44	24.45	7.40	9.5	17.73
	07020	195/65R15	91T	STD	BSW	540 A B	5.5	7.0	1356	44	25.00	7.90	9.5	18.74
	07030.1	205/65R15	94T	STD	BSW	540 A B	5.5	7.5	1477	44	25.47	8.20	9.5	19.66
	07045	215/65R15	96T	STD	BSW	540 A B	6.0	7.5	1565	44	26.02	8.70	9.5	20.96
	07005	185/60R15	84T	STD	BSW	540 A B	5.0	6.5	1102	44	23.74	7.40	9.5	16.63
	07105	195/60R15	88H	STD	BSW	480 A A	5.5	7.0	1235	44	24.21	7.90	9.5	18.66
	07110	205/60R15	91H	STD	BSW	480 A A	5.5	7.5	1356	44	24.69	8.20	9.5	19.06
	07120.1	205/65R16	95H	STD	BSW	480 A A	5.5	7.5	1521	44	26.46	8.20	9.5	26.40
16	07050	215/65R16	98T	STD	BSW	540 A B	6.0	7.5	1653	44	27.01	8.70	9.5	22.35
	07080	225/65R16	100T	STD	BSW	540 A B	6.0	8.0	1764	44	27.48	9.00	9.5	23.94
	07090	235/65R16	103T	STD	BSW	540 A B	6.5	8.5	1929	44	28.03	9.40	9.5	25.74
	07115	205/60R16	92H	STD	BSW	480 A A	5.5	7.5	1389	44	25.67	8.20	9.5	20.99
	07040	215/60R16	95T	STD	BSW	540 A B	6.0	7.5	1521	44	26.14	8.70	9.5	21.52
	07070	225/60R16	98T	STD	BSW	540 A B	6.0	8.0	1653	44	26.38	8.80	9.5	23.78
	07140.1	195/55R16	87V	STD	BSW	480 A A	5.5	7.0	1201	44	24.41	7.90	9.5	18.88
	07025.2	205/55R16	91T	STD	BSW	540 A B	5.5	7.5	1356	44	24.88	8.40	9.5	19.89
	07125	215/55R16	93H	STD	BSW	480 A A	6.0	7.5	1433	44	25.28	8.90	9.5	22.95
	07055	215/65R17	99T	STD	BSW	540 A B	6.0	7.5	1709	44	28.03	8.70	9.5	23.95
17	07085	225/65R17	102T	STD	BSW	540 A B	6.0	8.0	1874	44	28.50	9.00	9.5	25.30
	07095	235/65R17	104T	STD	BSW	540 A B	6.5	8.5	1984	44	29.06	9.40	9.5	26.64
	07075.1	225/60R17	99T	STD	BSW	540 A B	6.0	8.0	1709	44	27.64	9.00	9.5	24.95
	07145.1	215/55R17	94V	STD	BSW	480 A A	6.0	7.5	1477	44	26.30	8.90	9.5	23.80
	07130.1	225/55R17	97H	STD	BSW	480 A A	6.0	8.0	1609	44	26.77	9.20	9.5	25.96
	07150.1	225/50R17	94V	STD	BSW	480 A A	6.0	8.0	1477	44	25.91	9.20	9.5	22.88
18	07135	225/55R18	98H	STD	BSW	480 A A	6.0	8.0	1653	44	27.76	9.10	9.5	26.00
	07155	235/55R18	100V	STD	BSW	480 A A	6.5	8.5	1764	44	28.15	9.60	9.5	27.76
	07065	225/50R18	95T	STD	BSW	540 A B	6.0	8.0	1521	44	26.89	9.20	9.5	24.86

Tire sizes, technical data and product availability are subject to change. Please see herculestire.com for the most up-to-date information.

¹ See page 74 for more information.
² See complete Limited Protection Policy on pages 70-73 for details and exclusions.

ROADTOUR® 455

TOURING | ALL-SEASON




The **Roadtour 455** is a sound choice for all-season peace of mind, delivering maximum efficiency and security. By delivering practical performance inside and out, these tires are the perfect option for more drivers across a wider array of lifestyles and vehicles. The dependable Roadtour 455 offers an affordable high-quality solution worthy of the Roadtour name.



FEATURES & BENEFITS

- Non-directional tread pattern promotes even wear and longer life.
- Strategically placed full depth siping creates a biting grip and greater stability.
- Optimized four-pitch sequence reduces road noise for a quieter ride.
- Solid center rib delivers crisp handling and driver comfort.

PERFORMANCE RATINGS ¹



PERFORMANCE PROMISE ²

UP TO
50K
MILES

Built to deliver 50,000 mi/80,000 km (T-rated) or 45,000 mi/75,000 km (H-rated) and protected under our Hercules Mileage Coverage Plan.

ROAD
HAZARD

Covered by our industry-leading Road Hazard Protection Program, which provides free replacement for up to two years or the first 50% of usable tread life.

30
DAY
TRUST OUR RIDE

If the tires are not satisfactory, they may be returned within 30 days to exchange them for a comparable set of Hercules brand tires.

50%
REPLACEMENT

If this tire becomes unserviceable due to a flaw in workmanship or materials, we will replace it at no charge during the first 50% of usable tread life.



	ITEM #	TIRE SIZE	SERVICE DESCRIPTION	LOAD ID	SIDEWALL	UTQG	MIN. RIM WIDTH (IN)	MAX. RIM WIDTH (IN)	MAX LOAD (LBS)	MAX PSI	OVERALL DIAMETER (IN)	SECTION WIDTH (IN)	TREAD DEPTH (32NDS)	WEIGHT (LBS)
14	05010	205/75R14	95T	STD	BSW	520 A B	5.0	7.0	1521	44	25.94	8.00	10.5	17.96
	05075	185/70R14	88T	STD	BSW	520 A B	4.5	6.0	1235	44	24.21	7.40	9.5	16.94
	05080	195/70R14	91T	STD	BSW	520 A B	5.0	6.5	1356	44	24.76	7.80	9.5	17.95
	05035	185/65R14	86H	STD	BSW	520 A A	5.0	6.5	1168	44	23.46	7.40	9.0	14.87
15	05015	205/75R15	97T	STD	BSW	520 A B	5.0	7.0	1609	44	27.01	8.00	9.0	18.44
	05020	215/75R15	100T	STD	BSW	520 A B	5.5	7.0	1764	44	27.56	8.50	9.0	20.96
	05025	235/75R15	105T	STD	BSW	520 A B	6.0	8.0	2039	44	28.62	9.10	9.0	22.85
	05090	205/70R15	96T	STD	BSW	520 A B	5.0	7.0	1565	44	26.18	8.10	9.5	20.42
	05140	215/70R15	98T	STD	BSW	520 A B	5.5	7.0	1653	44	26.89	8.60	9.5	21.87
	05040	185/65R15	88H	STD	BSW	520 A A	5.0	6.5	1235	44	24.45	7.40	9.0	16.86
	05050	195/65R15	91H	STD	BSW	520 A A	5.5	7.0	1356	44	25.00	7.90	9.0	18.74
	05175	205/65R15	94H	STD	BSW	520 A A	5.5	7.5	1477	44	25.47	8.20	9.5	20.81
	05070	215/65R15	96H	STD	BSW	520 A A	6.0	7.5	1565	44	26.02	8.70	9.5	20.96
	05030	185/60R15	84H	STD	BSW	520 A A	5.0	6.5	1102	44	23.74	7.40	9.0	16.63
	05045	195/60R15	88H	STD	BSW	520 A A	5.5	7.0	1235	44	24.21	7.90	9.0	17.96
	05060	205/60R15	91H	STD	BSW	520 A A	5.5	7.5	1356	44	24.69	8.20	9.0	19.06
	05065	215/60R15	94H	STD	BSW	520 A A	6.0	7.5	1477	44	25.16	8.70	11.0	22.95
	05145	215/70R16	100T	STD	BSW	520 A B	5.5	7.0	1764	44	27.80	8.40	9.5	22.35
16	05095	215/65R16	98T	STD	BSW	520 A B	6.0	7.5	1653	44	27.01	8.70	9.5	22.35
	05165	235/65R16	103T	STD	BSW	520 A B	6.5	8.5	1929	44	28.03	9.40	9.5	25.74
	05085	205/60R16	92T	STD	BSW	520 A B	5.5	7.5	1389	44	25.67	8.20	9.5	20.20
	05215	215/60R16	95H	STD	BSW	520 A A	6.0	7.5	1521	44	26.14	8.70	9.5	22.35
	05235	225/60R16	98H	STD	BSW	520 A A	6.0	8.0	1653	44	26.61	9.00	9.5	22.22
	05055	205/55R16	91H	STD	BSW	520 A A	5.5	7.5	1356	44	24.88	8.40	9.0	19.96
17	05120	215/65R17	99T	STD	BSW	520 A B	6.0	7.5	1709	44	28.03	8.70	9.5	23.95
	05170	235/65R17	104T	STD	BSW	520 A B	6.5	8.5	1984	44	29.06	9.40	9.5	28.16
	05240	225/60R17	99H	STD	BSW	520 A A	6.0	8.0	1709	44	27.64	9.00	9.5	24.95
	05160	235/60R17	102T	STD	BSW	520 A B	6.5	8.5	1874	44	27.64	9.30	9.5	24.95
	05185	215/55R17	94H	STD	BSW	520 A A	6.0	7.5	1477	44	26.30	8.90	9.5	23.10
18	05245	235/55R17	99H	STD	BSW	520 A A	6.5	8.5	1709	44	27.17	9.60	9.5	27.76
	05250	225/60R18	100H	STD	BSW	520 A A	6.0	8.0	1764	44	28.62	9.00	9.5	27.24
	05255	225/55R18	98H	STD	BSW	520 A A	6.0	8.0	1653	44	27.76	9.10	9.5	26.00
	05265	235/55R18	100H	STD	BSW	520 A A	6.5	8.5	1764	44	28.15	9.60	9.5	27.76

Tire sizes, technical data and product availability are subject to change. Please see herculestire.com for the most up-to-date information.

ROADTOUR® 455 SPORT

PERFORMANCE TOURING | ALL-SEASON



Outfitted with a modern, aggressive tread design, the **Roadtour 455 Sport** projects a level of confidence perfect for performance-oriented vehicles that require V-rated tires. The Roadtour name is synonymous with delivering drivers an excellent ride, and the 455 Sport adds to the legacy with a tire that blends enhanced features with efficient design to create the perfect fit for today's sportier vehicles.



FEATURES & BENEFITS

- Asymmetric tread design enhances traction and cornering.
- Updated profile design optimizes surface contact with the road for increased traction and tread life.
- Strategically placed full depth siping creates a biting grip and greater stability.
- Solid center rib delivers crisp handling and driver comfort.

PERFORMANCE RATINGS ¹



PERFORMANCE PROMISE ²

45K
MILES

Built to deliver 45,000 mi/75,000 km and protected under our Hercules Mileage Coverage Plan.

ROAD
HAZARD

Covered by our industry-leading Road Hazard Protection Program, which provides free replacement for up to two years or the first 50% of usable tread life.

30
DAY

TRUST OUR RIDE

If the tires are not satisfactory, they may be returned within 30 days to exchange them for a comparable set of Hercules brand tires.

50%
REPLACEMENT





If this tire becomes unserviceable due to a flaw in workmanship or materials, we will replace it at no charge during the first 50% of usable tread life.



	ITEM #	TIRE SIZE	SERVICE DESCRIPTION	LOAD ID	SIDEWALL	UTQG	MIN. RIM WIDTH (IN)	MAX. RIM WIDTH (IN)	MAX LOAD (LBS)	MAX PSI	OVERALL DIAMETER (IN)	SECTION WIDTH (IN)	TREAD DEPTH (32NDS)	WEIGHT (LBS)
17	05230	225/55R17	97V	STD	BSW	520 A A	6.0	8.0	1609	44.00	26.77	9.20	9.5	25.96
	05180	215/50R17	95V	XL	BSW	520 A A	6.0	7.5	1521	50.00	25.51	8.90	9.5	23.28
	05220	225/50R17	94V	STD	BSW	520 A A	6.0	8.0	1477	44.00	25.91	9.20	9.5	22.88
18	05270	235/50R18	97V	STD	BSW	520 A A	6.5	8.5	1609	44.00	27.28	9.60	11.0	28.73
19	05275	255/45R19	100V	STD	BSW	520 A A	8.0	9.5	1764	44.00	28.07	10.00	11.0	33.22

Tire sizes, technical data and product availability are subject to change. Please see herculestire.com for the most up-to-date information.



	 CUV	 SUV	 LIGHT TRUCK	 VAN
TERRA TRAC CROSS-V	•	•	•	•
TERRA TRAC HTS	•	•	•	•
TERRA TRAC AT II		•	•	•
TERRA TRAC T/G MAX		•	•	•
TERRA TRAC M/T		•	•	



SUV / LIGHT TRUCK

TERRA TRAC® CROSS-V™

PREMIUM SUV-LT/CUV | ALL-SEASON

With premium construction and serious all-road capability, the Hercules **Terra Trac Cross-V** delivers “do-it-all” versatility and performance—wherever the road may lead. The Terra Trac Cross-V was engineered for highly responsive handling on any surface, in any season, citywide to countryside. Truly revolutionary in its class, the Cross-V offers a unique mix of wear resistance, all-weather traction and low rolling resistance rarely found in a tire of its kind.



ALL OVER TOWN

When it comes to city driving, not all roads are paved equal. Terra Trac Cross-V gives drivers the maneuverability to dodge potholes, plus the excellent braking necessary to handle the hustle and bustle of busy start/stop city traffic.

TAKE THE HIGHWAY

Engineered to deliver a car-like ride, the Terra Trac Cross-V reads feedback from the road surface to provide excellent responsiveness at highway speeds.

A COUNTRY MILE AHEAD

Combining toughness and traction, the Terra Trac Cross-V offers excellent performance—from dirt roads to snow-covered lanes.



FEATURES & BENEFITS

1

REINFORCED SHOULDER BLOCKS

Increased stiffness provides stability during cornering and promotes even wear.

2

MICRO-WAVE SIPES

Gripping edges enhance wet traction, maximize performance on snow and ice and minimize irregular wear.

3

OPEN SHOULDER DESIGN

Works with lateral grooves to push out snow and mud for increased contact with the road.

4

DEBOSSSED SIDEWALL DESIGN

Sophisticated sidewall design gives the tire a high-end appearance.¹

5

Z GROOVE CHANNELS

Lateral zig-zag design boosts traction, heightens braking efficacy and aids in even wear.

6

TIE BARS

Stabilize tread blocks to enhance the driving experience when handling and braking.

7

WATER GUARD

Zig-zag and sub grooves work in tandem with circumferential grooves to accelerate water evacuation for superior performance in wet conditions.

8

ADVANCED SILICA TREAD COMPOUND

Provides exceptional grip in wet conditions, promotes wear resistance and produces lower rolling resistance.

¹ Not available on light truck sizes.

TERRA TRAC® CROSS-V™

PERFORMANCE PROMISE¹



Built to deliver 70,000 mi/112,000 km (CUV/SUV) or 65,000 mi/105,000 km (LT) and protected under our Hercules Mileage Coverage Plan.



Covered by our industry-leading Road Hazard Protection Program, which provides free replacement for up to two years or the first 50% of usable tread life.



If the tires are not satisfactory, they may be returned within 30 days to exchange them for a comparable set of Hercules brand tires.



If this tire becomes unserviceable due to a flaw in workmanship or materials, we will replace it at no charge during the first 50% of usable tread life.

PERFORMANCE RATINGS²



SUV / LIGHT TRUCK

ITEM #	TIRE SIZE	SERVICE DESCRIPTION	LOAD ID	SIDEWALL	UTQG	MIN. RIM WIDTH (IN)	MAX. RIM WIDTH (IN)	SINGLE MAX LOAD (LBS)	DUAL MAX LOAD (LBS)	MAX PSI	OVERALL DIAMETER (IN)	SECTION WIDTH (IN)	TREAD DEPTH (32NDS)	WEIGHT (LBS)
--------	-----------	---------------------	---------	----------	------	---------------------	---------------------	-----------------------	---------------------	---------	-----------------------	--------------------	---------------------	--------------

SUV SIZES															
16	88331	245/75R16	111T	STD	BSW	600 A A	6.5	8.0	2403	-	51	30.50	9.76	12.5	34.39
	88332	235/70R16	106T	STD	BSW	600 A A	6.0	8.0	2094	-	51	29.00	9.40	12.5	32.31
	88333	245/70R16	107T	STD	BSW	600 A A	6.5	8.0	2149	-	51	29.50	9.76	12.5	32.74
	88334	255/70R16	111T	STD	BSW	600 A A	6.5	8.5	2403	-	51	30.10	10.24	12.5	34.83
	88335	265/70R16	112T	STD	BSW	600 A A	7.0	9.0	2469	-	51	30.60	10.71	12.5	36.60
17	88336.1	235/70R17	111T	XL	BSW	600 A A	6.0	8.0	2403	-	50	30.00	9.45	12.5	33.07
	88337	245/70R17	110T	STD	BSW	600 A A	6.5	8.0	2337	-	51	30.60	9.80	12.5	34.61
	88338	265/70R17	115T	STD	BSW	600 A A	7.0	9.0	2679	-	51	31.70	10.71	12.5	38.80
	88339	225/65R17	102H	STD	BSW	600 A A	6.0	8.0	1874	-	51	28.50	9.00	12.5	28.40
	88340	235/65R17	104H	STD	BSW	600 A A	6.5	8.5	1984	-	51	29.10	9.40	12.5	31.12
	88341	245/65R17	107T	STD	BSW	600 A A	7.0	8.5	2149	-	51	29.50	9.76	12.5	32.41
	88342.1	265/65R17	112T	STD	BSW	600 A A	7.5	9.5	2469	-	51	30.60	10.71	12.5	36.60
18	88343	255/70R18	113T	STD	BSW	600 A A	6.5	8.5	2535	-	51	32.10	10.24	12.5	37.26
	94650	265/70R18	116T	STD	BSW	600 A A	7.0	9.0	2756	-	51	32.60	10.70	12.0	38.34
	88344	235/65R18	106H	STD	BSW	600 A A	6.5	8.5	2094	-	51	30.00	9.45	12.5	31.97
	88345	255/65R18	111T	STD	BSW	600 A A	7.0	9.0	2403	-	51	31.10	10.24	12.5	35.36
	88346	265/65R18	114T	STD	BSW	600 A A	7.5	9.5	2601	-	51	31.50	10.70	12.5	37.48
	88347	275/65R18	116T	STD	BSW	600 A A	7.5	9.5	2756	-	51	32.10	10.98	12.5	39.69
	88348	235/60R18	107H	XL	BSW	600 A A	6.5	8.5	2150	-	50	29.10	9.40	12.5	30.42
	88349	245/60R18	105H	STD	BSW	600 A A	7.0	8.5	2039	-	51	29.60	9.80	12.5	31.97
	94649	265/60R18	110T	STD	BSW	600 A A	7.5	9.5	2337	-	51	30.50	10.70	12.0	34.88
19	94648	255/55R18	109H	XL	BSW	600 A A	7.0	9.0	2271	-	51	29.00	10.40	12.0	33.31
	88350.1	255/60R19	109H	STD	BSW	600 A A	7.0	9.0	2271	-	51	31.10	10.20	12.5	35.27
	94651	235/55R19	105H	XL	BSW	600 A A	6.5	8.5	2039	-	50	29.20	9.60	12.0	31.26
	96420	255/50R19	107V	XL	BSW	600 A A	7.0	9.0	2149	-	50	28.96	10.33	12.0	32.37
	88351	245/55R19	103T	STD	BSW	600 A A	7.0	8.5	1929	-	51	29.60	10.00	12.0	33.05
20	88352	275/60R20	115T	STD	BSW	600 A A	7.5	9.5	2679	-	51	32.99	10.98	12.5	40.79
	96422.1	235/55R20	102H	STD	BSW	600 A A	6.5	9.0	1874	-	51	30.02	9.55	12.0	32.05
	96423	255/55R20	107H	STD	BSW	600 A A	7.0	9.0	2149	-	51	30.89	10.33	12.0	35.99
	88353	275/55R20	117T	XL	BSW	600 A A	7.5	9.5	2833	-	50	32.00	11.20	12.0	39.68
	96419	245/50R20	102H	STD	BSW	600 A A	7.0	9.0	1874	-	51	29.55	9.86	12.0	33.29
	96421	255/50R20	105H	STD	BSW	600 A A	7.0	9.0	2039	-	51	29.94	10.33	12.0	34.06
22	88354.1	265/50R20	107V	STD	BSW	600 A A	7.5	9.5	2149	-	51	30.50	11.00	12.0	35.77
	96418	285/45R22	114H	XL	BSW	600 A A	9.0	11.0	2601	-	50	31.95	11.14	11.0	38.29

LT SIZES															
16	88355	LT215/85R16	115/112Q	E	BSW	-	5.5	7.0	2680	2470	80	30.40	8.50	14.1	36.39
	88358.1	LT235/85R16	120/116Q	E	BSW	-	6.0	7.5	3042	2778	80	31.70	9.25	14.1	41.01
	88356	LT225/75R16	115/112R	E	BSW	-	6.0	7.0	2680	2470	80	29.30	8.78	14.1	35.94
	88359	LT245/75R16	120/116R	E	BSW	-	6.5	8.0	3042	2778	80	30.50	9.76	14.1	40.79
	88362	LT265/75R16	123/120Q	E	BSW	-	7.0	8.0	3415	3085	80	31.65	10.51	14.1	47.90
17	88357.1	LT235/80R17	120/117R	E	BSW	-	6.0	7.5	3085	2835	80	31.80	9.25	14.1	41.67
	88360	LT245/75R17	121/118S	E	BSW	-	6.5	7.5	3195	2910	80	31.50	9.76	14.1	42.55
	88361	LT265/70R17	121/118R	E	BSW	-	7.0	8.5	3195	2910	80	31.70	10.71	14.1	45.19

Tire sizes, technical data and product availability are subject to change. Please see herculestire.com for the most up-to-date information.

¹ See complete Limited Protection Policy on pages 70-73 for details and exclusions.

² See page 74 for more information.

TERRA TRAC® HTS

SUV/LT HIGHWAY TRACTION | ALL-SEASON

The **Terra Trac HTS** combines traction, wear resistance and ride comfort for a reliable tire that can handle any haul. With full depth siping ensuring all-season traction and a tread design that creates an optimum contact patch, the Terra Trac HTS allows for highly responsive steering, excellent water evacuation and a quiet ride. Highway driving can test even the toughest tires—but the Terra Trac HTS holds its own.



FEATURES & BENEFITS

- Shoulder design reduces noise, maximizes stability, resists irregular wear and delivers excellent handling.
- Notched and siped solid center rib offers highly responsive steering and maneuverability.
- Wide circumferential channel grooves maximize water evacuation to protect against hydroplaning.
- Laterally connected wave siping minimizes irregular wear, creates a quieter ride and boosts traction.

PERFORMANCE RATINGS ¹



PERFORMANCE PROMISE ²



Built to deliver 50,000 mi/80,000 km (SUV) or 45,000 mi/75,000 km (LT) and protected under our Hercules Mileage Coverage Plan.



Covered by our industry-leading Road Hazard Protection Program, which provides free replacement for up to two years or the first 50% of usable tread life.



If this tire becomes unserviceable due to a flaw in workmanship or materials, we will replace it at no charge during the first 50% of usable tread life.



SUV / LIGHT TRUCK

ITEM #	TIRE SIZE	SERVICE DESCRIPTION	LOAD ID	SIDEWALL	UTQG	MIN. RIM WIDTH (IN)	MAX. RIM WIDTH (IN)	SINGLE MAX LOAD (LBS)	DUAL MAX LOAD (LBS)	MAX PSI	OVERALL DIAMETER (IN)	SECTION WIDTH (IN)	TREAD DEPTH (32NDS)	WEIGHT (LBS)
--------	-----------	---------------------	---------	----------	------	---------------------	---------------------	-----------------------	---------------------	---------	-----------------------	--------------------	---------------------	--------------

SUV SIZES															
15	91602	235/75R15	105T	STD	OWL	500 A B	6.0	8.0	2039	-	44	28.86	9.25	11.3	31.00
	91607	225/75R16	104T	STD	OWL	500 A B	6.0	7.5	1984	-	44	29.29	8.78	11.3	33.73
	91603	245/75R16	111T	STD	OWL	500 A B	6.5	8.0	2403	-	44	30.47	9.76	11.3	35.50
	91605	265/75R16	116T	STD	OWL	500 A B	7.0	9.0	2756	-	44	31.65	10.51	11.3	39.22
16	91601	215/70R16	100T	STD	OWL	500 A B	5.5	7.0	1764	-	44	27.87	8.70	11.3	28.75
	91610	225/70R16	103T	STD	OWL	500 A B	6.0	7.5	1929	-	44	28.43	8.98	11.3	29.92
	91595	235/70R16	106T	STD	OWL	500 A B	6.0	8.0	2094	-	44	28.98	9.45	11.3	31.86
	91600	245/70R16	107T	STD	OWL	500 A B	6.5	8.0	2149	-	44	29.53	9.76	11.3	33.07
	91608	255/70R16	111T	STD	OWL	500 A B	6.5	8.5	2403	-	44	30.08	10.24	11.3	35.80
	91599	265/70R16	112T	STD	OWL	500 A B	7.0	9.0	2469	-	44	30.63	10.71	11.3	37.70
	91596	245/70R17	110T	STD	OWL	500 A B	6.5	8.0	2337	-	44	30.55	9.76	11.3	35.67
17	91597	265/70R17	115T	STD	OWL	500 A B	7.0	9.0	2679	-	44	31.65	10.71	11.3	39.70
	91606	225/65R17	102T	STD	BSW	500 A B	6.0	8.0	1874	-	44	28.50	8.98	11.3	31.75
	91604	235/65R17	104T	STD	OWL	500 A B	6.5	8.5	1984	-	44	29.06	9.45	11.3	31.68
	91598	245/65R17	107T	STD	OWL	500 A B	7.0	8.5	2149	-	44	29.53	9.76	11.3	34.04
	91609	265/65R17	112T	STD	OWL	500 A B	7.5	9.5	2469	-	44	30.55	10.71	11.3	37.92

LT SIZES															
15	91591	31X10.50R15LT	109S	C	OWL	-	7.0	9.0	2270	-	50	30.51	10.55	14.5	41.34
	91593	LT215/85R16	115/112S	E	BSW	-	5.5	7.0	2680	2470	80	30.39	8.50	14.5	38.89
	91589	LT235/85R16	120/116S	E	BSW	-	6.0	7.5	3042	2778	80	31.73	9.25	14.5	42.29
	91587	LT225/75R16	115/112S	E	BSW	-	6.0	7.0	2680	2470	80	29.29	8.78	14.5	37.35
	91586	LT245/75R16	120/116S	E	BSW	-	6.5	8.0	3042	2778	80	30.47	9.76	14.5	42.44
	91592	LT265/75R16	123/120S	E	BSW	-	7.0	8.0	3415	3085	80	31.65	10.51	14.5	46.66
16	91588	LT235/80R17	120/117S	E	BSW	-	6.0	7.5	3085	2835	80	31.81	9.25	14.5	40.34
	91594	LT245/75R17	121/118S	E	BSW	-	6.5	7.5	3195	2910	80	31.50	9.76	14.5	41.89
	91590	LT245/70R17	119/116S	E	BSW	-	6.5	8.0	3000	2755	80	30.55	9.76	14.5	39.24
	91585	LT265/70R17	121/118S	E	BSW	-	7.0	8.5	3195	2910	80	31.65	10.71	14.5	48.44

Tire sizes, technical data and product availability are subject to change. Please see herculestire.com for the most up-to-date information.

¹ See page 74 for more information.
² See complete Limited Protection Policy on pages 70-73 for details and exclusions.

TERRA TRAC® AT II

PREMIUM ALL-TERRAIN | ALL-SEASON

OFF-ROAD



The premium **Terra Trac AT II** takes all-terrain to new terrain, raising the bar on performance and versatility. With a sophisticated tread design that can tackle even the harshest elements, the Terra Trac AT II is a practical all-weather choice for everyday driving. Delivering a quieter ride and complete control both on and off the road, the Terra Trac AT II has the total package—rugged looks with good manners and absolute performance.



THE ULTIMATE IN TRACTION

This grit and grip performer puts the action in traction. From rough weather tenacity to stone ejection, Terra Trac AT II delivers. And that translates into the uber control drivers crave.

LONG-LASTING AND LOYAL

The Terra Trac AT II is at its best when it's handling the worst, with deep siping to ensure performance for the life of the tire. Combine that with the peace of mind of 60,000 miles of coverage, and the Terra Trac AT II becomes the ultimate all-terrain tire.

EVERYDAY VERSATILITY

A perfect, practical choice for everyday driving, all year round—the Terra Trac AT II delivers quiet on-road and off-road traction and stability for a more comfortable ride.



FEATURES & BENEFITS



1 AT-C TREAD COMPOUND
Hercules' exclusive AT-C tread compound is formulated to deliver enhanced wet traction and prolonged wear. Chemically engineered with silica, AT-C tread technology delivers ultimate year-round traction without sacrificing tread life.

2 TUSK GROOVES
Tusk grooves create a larger void for better all-around, all-terrain traction.

3 STONE EJECTOR RIBS
Stone ejector ribs in the outer circumferential grooves are uniquely designed to resist stone drilling.

4 TAPERED STEPS
Tapered steps and strategically placed angles in the center of the groove walls reduce stone retention.

5 AGGRESSIVE UPPER SHOULDER
Aggressive shoulder design with alternating scallops amplifies off-road traction and rugged looks.

6 TREAD BLOCK TIE BARS
Intermediate and center tread blocks are tied together in pairs for excellent tread block stability.

7 TRANSVERSE DOUBLE EKG SIPES
Heavy EKG siping creates a multitude of biting edges to promote all-weather traction while enhancing tread block stability for reliable handling.

8 BEVELED AND ROUNDED TREAD BLOCKS
Sharp corners of tread blocks are beveled and rounded to resist irregular wear.

TERRA TRAC® AT II

PERFORMANCE PROMISE¹



Built to deliver 60,000 mi/100,000 km and protected under our Hercules Mileage Coverage Plan.



Covered by our industry-leading Road Hazard Protection Program, which provides free replacement for up to two years or the first 50% of usable tread life.



If the tires are not satisfactory, they may be returned within 30 days to exchange them for a comparable set of Hercules brand tires.



If this tire becomes unserviceable due to a flaw in workmanship or materials, we will replace it at no charge during the first 50% of usable tread life.

PERFORMANCE RATINGS²



ITEM #	TIRE SIZE	SERVICE DESCRIPTION	LOAD ID	SIDEWALL	UTQG	MIN. RIM WIDTH (IN)	MAX. RIM WIDTH (IN)	SINGLE MAX LOAD (LBS)	DUAL MAX LOAD (LBS)	MAX PSI	OVERALL DIAMETER (IN)	SECTION WIDTH (IN)	TREAD DEPTH (32NDS)	WEIGHT (LBS)
SUV SIZES														
15	04379	235/75R15	105T	STD	OWL	500 A B	6.0	8.0	2039	-	44	28.66	9.30	29.94
	04137.1	235/75R15	109S	XL	OWL	500 A B	6.0	8.0	2271	-	50	28.90	9.20	33.66
16	04378	225/75R16	104T	STD	OWL	500 A B	6.0	7.5	1984	-	44	29.09	8.60	28.94
	04380	235/75R16	108T	STD	OWL	500 A B	6.0	8.0	2205	-	44	29.65	9.30	32.93
	04377	245/75R16	111T	STD	OWL	500 A B	6.5	8.0	2403	-	44	30.24	9.60	34.93
	04381	265/75R16	116T	STD	OWL	500 A B	7.0	9.0	2756	-	44	31.50	10.60	38.92
	04369	215/70R16	100T	STD	OWL	500 A B	5.5	7.0	1764	-	44	27.72	8.70	27.94
	04370	225/70R16	103T	STD	OWL	500 A B	6.0	7.5	1929	-	44	28.62	9.00	31.94
	04371	235/70R16	106T	STD	OWL	500 A B	6.0	8.0	2094	-	44	28.82	9.40	31.93
	04367	245/70R16	107T	STD	OWL	500 A B	6.5	8.0	2149	-	44	29.41	9.80	33.93
	04375	255/70R16	111T	STD	OWL	500 A B	6.5	8.5	2403	-	44	29.96	10.20	34.93
	04372	265/70R16	112T	STD	OWL	500 A B	7.0	9.0	2469	-	44	30.35	10.80	39.82
17	04359	235/70R17	111T	XL	BSW	500 A B	6.0	8.0	2403	-	50	29.96	9.50	34.93
	04368	245/70R17	110T	STD	OWL	500 A B	6.5	8.0	2337	-	44	30.43	9.70	34.05
	04376.1	255/70R17	112T	STD	OWL	500 A B	6.5	8.5	2469	-	44	31.10	10.20	37.92
	04373	265/70R17	115T	STD	OWL	500 A B	7.0	9.0	2679	-	44	31.38	10.70	40.96
	04134.1	P285/70R17	117T	STD	OWL	500 A B	7.5	9.5	2833	-	44	32.76	11.30	44.00
	04362	235/65R17	104T	STD	OWL	500 A B	6.5	8.5	1984	-	44	29.17	9.40	34.28
	04361	245/65R17	107T	STD	OWL	500 A B	7.0	8.5	2149	-	44	29.53	9.50	33.93
	04365	255/65R17	110T	STD	OWL	500 A B	7.0	9.0	2337	-	44	30.12	10.10	36.92
18	04363	265/65R17	112T	STD	OWL	500 A B	7.5	9.5	2469	-	44	30.59	10.60	38.92
	04374	265/70R18	116T	STD	OWL	500 A B	7.0	9.0	2756	-	44	32.56	10.70	41.91
	04364	265/65R18	114T	STD	OWL	500 A B	7.5	9.5	2601	-	44	31.50	10.70	39.92
	04366	275/65R18	116T	STD	OWL	500 A B	7.5	9.5	2756	-	44	32.13	11.00	41.91
20	04360	265/60R18	110T	STD	OWL	500 A B	7.5	9.5	2337	-	44	30.55	10.50	38.92
	04108.1	275/60R20	115T	STD	BSW	500 A B	7.5	9.5	2679	-	44	33.03	11.10	43.00
	04358	275/55R20	117T	RE	BSW	500 A B	7.5	9.5	2833	-	50	31.93	10.90	43.34
	04132.1	305/50R20	120S	XL	BSW	500 A B	8.5	11.0	3086	-	50	32.17	12.10	49.06

Tire sizes, technical data and product availability are subject to change. Please see herculestire.com for the most up-to-date information.

(LT SIZES ON NEXT PAGE)

¹ See complete Limited Protection Policy on pages 70-73 for details and exclusions.
² See page 74 for more information.

TERRA TRAC® AT II



ITEM #	TIRE SIZE	SERVICE DESCRIPTION	LOAD ID	SIDEWALL	UTQG	MIN. RIM WIDTH (IN)	MAX. RIM WIDTH (IN)	SINGLE MAX LOAD (LBS)	DUAL MAX LOAD (LBS)	MAX PSI	OVERALL DIAMETER (IN)	SECTION WIDTH (IN)	TREAD DEPTH (32NDS)	WEIGHT (LBS)
--------	-----------	---------------------	---------	----------	------	---------------------	---------------------	-----------------------	---------------------	---------	-----------------------	--------------------	---------------------	--------------

LT SIZES															
FLOTATION	04115	30X9.50R15LT	104R	C	OWL	-	6.5	8.5	1985	-	50	29.29	9.60	16.5	36.92
	04114	31X10.50R15LT	109R	C	OWL	-	7.0	9.0	2270	-	50	30.20	10.60	16.5	40.91
	04386	35X12.50R18LT	123R	E	BSW	-	8.5	11.0	3415	-	65	34.65	12.50	16.5	64.90
	04385.1	35X12.50R20LT	121R	E	BSW	-	8.5	11.0	3195	-	65	34.65	12.50	16.5	63.49
15	04130	LT235/75R15	104/101R	C	OWL	-	6.0	7.0	1985	1820	50	28.90	9.10	16.0	34.93
16	04112	LT215/85R16	115/112R	E	BSW	-	5.5	7.0	2680	2470	80	30.31	8.40	16.5	35.92
	04113	LT235/85R16	120/116R	E	BSW	-	6.0	7.5	3042	2778	80	31.77	9.40	16.5	41.14
	04111.1	LT225/75R16	115/112R	E	BSW	-	6.0	7.0	2680	2470	80	29.33	8.50	16.5	35.92
	04125	LT245/75R16	108/104R	C	OWL	-	6.5	8.0	2205	2006	50	30.51	9.60	16.5	38.92
	04124.1	LT245/75R16	120/116R	E	OWL	-	6.5	8.0	3042	2778	80	30.35	9.70	16.5	40.91
	04128	LT265/75R16	112/109R	C	OWL	-	7.0	8.0	2470	2270	50	31.61	10.50	16.5	45.98
	04127.1	LT265/75R16	123/120R	E	OWL	-	7.0	8.0	3415	3085	80	31.61	10.60	16.5	47.90
	04129	LT285/75R16	126/123R	E	OWL	-	7.5	9.0	3750	3415	80	32.60	11.50	17.0	52.89
	04133.1	LT315/75R16	127/124R	E	OWL	-	8.0	11.0	3860	3525	65	34.49	12.40	17.0	62.26
	04120	LT305/70R16	124/121R	E	OWL	-	8.0	9.5	3525	3195	65	32.95	12.20	17.0	55.88
17	04131	LT235/80R17	120/117R	E	OWL	-	6.0	7.5	3085	2835	80	31.77	9.20	16.5	41.91
	04126	LT245/75R17	121/118S	E	OWL	-	6.5	7.5	3195	2910	80	31.50	10.00	16.0	44.91
	04117.1	LT245/70R17	119/116R	E	OWL	-	6.5	8.0	3000	2755	80	30.55	9.80	16.5	42.91
	04119	LT265/70R17	112/109R	C	OWL	-	7.0	8.5	2470	2270	50	31.57	10.60	16.5	45.90
	04118.1	LT265/70R17	121/118R	E	OWL	-	7.0	8.5	3195	2910	80	31.65	10.90	16.5	49.72
	04122	LT275/70R17	114/110R	C	OWL	-	7.0	8.5	2600	2335	50	32.20	11.10	16.5	46.90
	04110.1	LT285/70R17	121/118S	E	BSW	-	7.5	9.0	3195	2910	80	32.76	11.70	17.0	51.89
	04382	LT315/70R17	121/118S	E	OWL	-	8.0	11.0	3195	2910	65	34.33	12.60	17.0	63.80
18	04142	LT265/70R18	124/121S	E	OWL	-	7.0	9.0	3525	3195	80	32.64	10.70	16.5	50.16
	04123.1	LT275/70R18	125/122S	E	OWL	-	7.0	8.5	3640	3305	80	33.23	11.10	16.0	52.89
	04383	LT265/65R18	122/119R	E	BSW	-	7.5	9.5	3305	3000	80	31.54	10.70	16.0	53.24
	04116.1	LT275/65R18	123/120S	E	OWL	-	7.5	9.5	3415	3085	80	32.09	11.10	16.0	51.92
	04135.1	LT285/65R18	125/122S	E	OWL	-	8.0	10.0	3640	3305	80	32.56	11.60	16.0	54.00
	04384	LT305/65R18	124/121S	E	BSW	-	8.5	11.0	3525	3195	65	33.58	12.20	16.5	58.26
20	04107	LT275/65R20	126/123S	E	BSW	-	7.5	9.5	3750	3415	80	34.21	11.10	16.0	54.00
	04143	LT265/60R20	121/118R	E	BSW	-	7.5	9.5	3195	2910	80	32.52	10.70	16.0	51.70
	04136	LT285/55R20	122/119R	E	BSW	-	8.0	10.0	3305	3000	80	32.34	11.70	16.0	55.00
	04109	LT305/55R20	121/118S	E	BSW	-	8.5	11.0	3195	2910	65	33.19	12.40	16.0	59.00

Tire sizes, technical data and product availability are subject to change. Please see herculestire.com for the most up-to-date information.

TERRA TRAC® T/G MAX

PREMIUM COMMERCIAL TRACTION | ALL-SEASON

OFF-ROAD | COMMERCIAL GRADE



The **Terra Trac T/G Max** combines rugged durability with outstanding performance to create a purpose-built commercial traction tire that stands up to the most punishing environments, while providing all-road capability for every season. The durable Terra Trac T/G Max was designed to endure, resisting cuts, chips, abrasions and stone drilling, while its deep tread maximizes torque, so every commercial vehicle can meet its full potential.



DIG IN

A deep $18\frac{5}{32}$ " tread ensures dependable traction and grip, helping worksite vehicles—especially multi-ton diesel trucks—deliver the torque required for hauling heavy loads and driving through tough terrain.

BUILT TO RESIST

The Terra Trac T/G Max is designed to resist cuts, chips and abrasions to stand up to the harshest worksite environments, from gravel strewn construction sites, to muddy farm fields.

HIT THE ROAD

With more uniform road contact and a robust silica compound that provides increased wet and wear capabilities, the Terra Trac T/G Max delivers on the road as well as off.



FEATURES & BENEFITS

1 OPTIMIZED PROFILE SHAPE

Square profile design optimizes surface contact with the road for maximum traction and tread life.

2 CUT- AND CHIP-RESISTANT COMPOUND

A robust, silica-rich compound equips the Terra Trac T/G Max with advanced cut and chip resistance, while providing increased wet and wear capabilities for on-road driving.

3 STONE RELEASE FEATURES

Stone ejector ribs help to resist stone capture and drilling.

4 OPTIMIZED VOID-TO-RUBBER RATIO

An $18\frac{5}{32}$ " tread depth and optimized void-to-rubber ratio create traction that heightens torque for maximum performance in worksite vehicles.

5 VARIABLE FULL DEPTH SIPING

Allows for superior on-road wet traction over the life of the tire, while also ensuring a better worn appearance.

6 AGGRESSIVE UPPER SHOULDER

Open tread design creates more biting edges and promotes self-cleaning for better off-road traction, while enhancing the sidewall's abrasion resistance.

TERRA TRAC® T/G MAX


PERFORMANCE PROMISE¹

ROAD HAZARD
Covered by our industry-leading Road Hazard Protection Program, which provides free replacement for up to two years or the first 50% of usable tread life.

30 DAY TRUST OUR RIDE
If the tires are not satisfactory, they may be returned within 30 days to exchange them for a comparable set of Hercules brand tires.

50% REPLACEMENT
If this tire becomes unserviceable due to a flaw in workmanship or materials, we will replace it at no charge during the first 50% of usable tread life.

PERFORMANCE RATINGS²



	ITEM #	TIRE SIZE	SERVICE DESCRIPTION	LOAD ID	SIDEWALL	MIN. RIM WIDTH (IN)	MAX. RIM WIDTH (IN)	SINGLE MAX LOAD (LBS)	DUAL MAX LOAD (LBS)	MAX PSI	OVERALL DIAMETER (IN)	SECTION WIDTH (IN)	TREAD DEPTH (32NDS)	WEIGHT (LBS)
FLOTATION	09070	31X10.50R15LT	109Q	C	OWL	7.0	9.0	2270	-	50	30.75	10.90	18.5	44.44
	09080	33X12.50R15LT	108Q	C	OWL	8.5	11.0	2205	-	35	32.91	12.10	18.5	55.09
	09130.1	35X12.50R15LT	113Q	C	OWL	8.5	11.0	2535	-	35	34.92	12.20	18.5	59.62
	09025	35X12.50R20LT	121Q	E	BSW	8.5	11.0	3195	-	65	34.76	12.50	18.5	64.24
16	09100	LT235/85R16	120/116Q	E	BSW	6.0	7.5	3042	2778	80	31.97	9.70	18.5	54.56
	09120	LT245/75R16	120/116Q	E	BSW	6.5	8.0	3042	2778	80	30.79	9.40	18.5	45.32
	09040.1	LT285/75R16	126/123Q	E	OWL	7.5	9.0	3750	3415	80	32.99	11.30	18.5	56.54
	09020	LT265/75R16	123/120Q	E	OWL	7.0	8.0	3415	3085	80	31.89	10.10	18.5	49.72
17	09110	LT235/80R17	120/117Q	E	BSW	6.0	7.5	3085	2835	80	31.97	9.40	18.5	44.22
	09060	LT245/75R17	121/118Q	E	OWL	6.5	7.5	3195	2910	80	31.85	9.60	18.5	47.52
	09090	LT245/70R17	119/116Q	E	BSW	6.5	8.0	3000	2755	80	30.98	9.60	18.5	49.06
	09030	LT265/70R17	121/118Q	E	OWL	7.0	8.5	3195	2910	80	31.89	10.80	18.5	51.92
	09010	LT285/70R17	121/118Q	E	OWL	7.5	9.0	3195	2910	80	33.07	11.50	18.5	56.06
	09050.1	LT315/70R17	121/118Q	D	OWL	8.0	11.0	3195	2910	50	34.61	12.80	18.5	62.48
18	09150	LT275/70R18	125/122Q	E	OWL	7.0	8.5	3640	3305	80	33.43	11.00	18.5	54.78
	09140.1	LT305/70R18	126/123Q	E	OWL	8.5	10.0	3750	3415	65	35.08	12.50	18.5	64.90
	09075	LT275/65R18	123/120Q	E	OWL	7.5	9.5	3415	3085	80	32.32	11.00	18.5	53.24
	09015	LT285/65R18	125/122Q	E	OWL	8.0	10.0	3640	3305	80	33.03	11.50	18.5	57.64
20	09035	LT275/65R20	126/123Q	E	BSW	7.5	9.5	3750	3415	80	34.65	11.50	18.5	60.72
	09081	LT285/55R20	122/119Q	E	BSW	8.0	10.0	3305	3000	80	32.60	11.70	18.5	53.24
	09055	LT305/55R20	121/118Q	E	BSW	8.5	11.0	3195	2910	65	33.43	12.50	18.5	61.82

Tire sizes, technical data and product availability are subject to change. Please see herculestire.com for the most up-to-date information.

¹ See complete Limited Protection Policy on pages 70-73 for details and exclusions.
² See page 74 for more information.

TERRA TRAC® M/T

PREMIUM MUD TERRAIN | ALL-SEASON

OFF-ROAD



With its distinct Hi/Lo tread design and increased siping, the **Terra Trac M/T** delivers extreme terrain traction when off road, and better handling and a quieter ride on the road. It features scalloped tread blocks to easily scoop away mud, and boasts an aggressive camouflage sidewall design guaranteed to turn heads. This modern mud tire is perfect for the weekend warrior just waiting to dig in when the week—and the road—ends.



BROAD SHOULDERS

An aggressive open shoulder design features scalloped tread blocks that scoop away mud for greater traction and mobility, while providing increased durability and abrasion resistance on the sidewall.

BETTER GRIP, LESS SLIP

Deep siping enhances on-road performance, delivering traction in wet conditions, and stud pins allow for superior winter traction and control.

FOR EVERY WAY, EVERY DAY

From dirt to blacktop, the Terra Trac M/T is a force to be reckoned with—always ready for an off-road adventure, while still being well-mannered enough for comfortable everyday city driving.

FEATURES & BENEFITS

1

STONE RELEASE

Stone ejector ribs help to resist stone capture and drilling.

2

VARIABLE FULL DEPTH SIPING

Allows for superior on-road wet traction over the life of the tire, while also ensuring a better worn appearance. The Terra Trac M/T features 80% more sipes than its predecessor.

3

AGGRESSIVE UPPER SHOULDER

Open tread design creates more biting edges and promotes self-cleaning for better off-road traction, while enhancing the sidewall's abrasion resistance. The Terra Trac M/T features scallops that further enhance soft surface traction.

4

HI/LO TREAD DESIGN

Hi/Lo tread design incorporates a higher void-to-rubber ratio on the outside of the tire for aggressive off-road traction, with a tighter center rib section for better on-road stability and reduced road noise.

5

CAMOUFLAGE SIDEWALL

Reversible camouflage sidewall design gives the Terra Trac M/T an aggressive, head-turning appearance.

6

PINNED FOR STUDS

Stud pins are placed in the Terra Trac M/T's tread for enhanced winter traction and control.



TERRA TRAC® M/T

PERFORMANCE PROMISE¹



ROAD HAZARD

Covered by our industry-leading Road Hazard Protection Program, which provides free replacement for up to two years or the first 50% of usable tread life.



30 DAY TRUST OUR RIDE

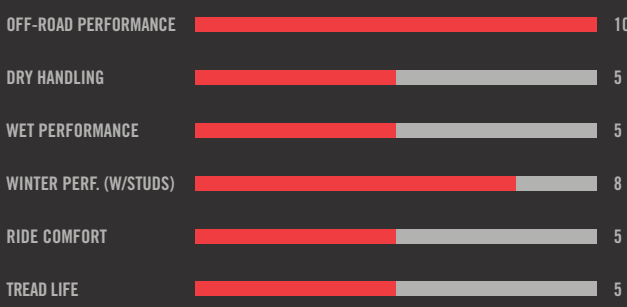
If the tires are not satisfactory, they may be returned within 30 days to exchange them for a comparable set of Hercules brand tires.



50% REPLACEMENT

If this tire becomes unserviceable due to a flaw in workmanship or materials, we will replace it at no charge during the first 50% of usable tread life.

PERFORMANCE RATINGS²



	ITEM #	TIRE SIZE	SERVICE DESCRIPTION	LOAD ID	SIDEWALL	MIN. RIM WIDTH (IN)	MAX. RIM WIDTH (IN)	SINGLE MAX LOAD (LBS)	DUAL MAX LOAD (LBS)	MAX PSI	OVERALL DIAMETER (IN)	SECTION WIDTH (IN)	TREAD DEPTH (32NDS)	WEIGHT (LBS)	STUD SIZE
FLOTATION	08010.1	31X10.50R15LT	109Q	C	OWL	7.0	9.0	2270	-	50	30.63	10.90	19.0	44.44	15
	08020.1	33X12.50R15LT	108Q	C	OWL	8.5	11.0	2205	-	35	32.83	12.10	20.0	55.09	17
	08030.1	35X12.50R15LT	113Q	C	OWL	8.5	11.0	2535	-	35	34.72	12.20	20.0	60.72	17
	08050.1	37X12.50R17LT	124P	D	BSW	8.5	11.0	3525	-	50	36.69	13.10	21.0	69.08	17
	08040.1	35X12.50R20LT	121Q	E	BSW	8.5	11.0	3195	-	65	34.69	12.50	20.0	64.46	17
	08015.1	37X12.50R20LT	126P	E	BSW	8.5	11.0	3750	-	65	36.54	12.50	21.0	71.06	17
	08013.1	37X13.50R20LT	127Q	E	BSW	8.5	11.0	3860	-	65	36.54	13.60	21.0	73.92	17
16	08060.1	LT235/85R16	120/116Q	E	BSW	6.0	7.5	3042	2778	80	31.77	9.70	18.0	45.76	15
	08070.1	LT245/75R16	120/116Q	E	BSW	6.5	8.0	3042	2778	80	30.59	9.40	18.0	41.89	15
	08090	LT265/75R16	123/120Q	E	OWL	7.0	8.0	3415	3085	80	31.73	10.10	18.5	48.07	15
	08130	LT285/75R16	126/123Q	E	OWL	7.5	9.0	3750	3415	80	32.83	11.30	18.5	55.77	15
	08210	LT315/75R16	127/124Q	E	OWL	8.0	11.0	3860	3525	65	34.65	11.90	19.5	62.48	17
	08180	LT305/70R16	124/121Q	E	OWL	8.0	9.5	3525	3195	65	32.95	12.00	19.0	55.88	15
17	08120	LT285/70R17	121/118Q	E	OWL	7.5	9.0	3195	2910	80	32.91	11.50	18.5	56.06	15
	08080.1	LT265/70R17	121/118Q	E	OWL	7.0	8.5	3195	2910	80	31.73	10.80	18.5	50.20	15
	08150	LT295/70R17	121/118Q	E	OWL	7.5	10.0	3195	2910	80	33.46	11.80	19.5	58.96	17
	08200.1	LT315/70R17	121/118Q	D	OWL	8.0	11.0	3195	2910	50	34.49	12.80	19.5	62.48	17
	08170	LT305/65R17	121/118Q	E	OWL	8.5	11.0	3195	2910	65	32.76	12.30	19.5	56.98	17
18	08190	LT305/70R18	126/123Q	E	OWL	8.5	10.0	3750	3415	65	34.96	12.50	19.5	64.90	17
	08110	LT275/70R18	125/122Q	E	OWL	7.0	8.5	3640	3305	80	33.31	11.00	19.0	54.87	15
	08100	LT275/65R18	123/120Q	E	OWL	7.5	9.5	3415	3085	80	32.20	11.00	19.0	54.08	15
20	08140	LT295/55R20	123/120P	E	BSW	8.5	10.0	3415	3085	80	32.99	12.20	16.0	58.21	17
	08160	LT305/55R20	121/118Q	E	BSW	8.5	11.0	3195	2910	65	33.31	12.50	19.5	61.60	17

Tire sizes, technical data and product availability are subject to change. Please see herculestire.com for the most up-to-date information.



	 SEDAN	 MINIVAN	 CUV	 SUV	 LIGHT TRUCK
AVALANCHE X-TREME PASSENGER	•	•	•		
AVALANCHE X-TREME SUV			•	•	
AVALANCHE X-TREME LT				•	•



WINTER

AVALANCHE X-TREME[®] PASSENGER

PREMIUM PASSENGER | STUDDABLE WINTER



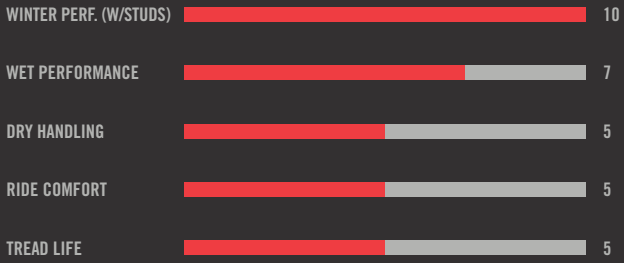
Designed to dominate winter weather, the **Avalanche X-Treme Passenger** gives drivers peace of mind no matter what road conditions they face. The Avalanche X-Treme is built using advanced winter-specific materials to maximize traction, minimize risk and ensure that drivers feel secure on every trip.



FEATURES & BENEFITS

- Manufactured using a winter-specific compound that enhances traction on snow and ice.
- Studdable tread allows for optional added traction on icy roads.
- Formulated with microfilament grip material that stays pliable in the coldest temperatures.

PERFORMANCE RATINGS ¹



PERFORMANCE PROMISE ²



Covered by our industry-leading Road Hazard Protection Program, which provides free replacement for up to two years or the first 50% of usable tread life.



If this tire becomes unserviceable due to a flaw in workmanship or materials, we will replace it at no charge during the first 50% of usable tread life.



This tire meets specific requirements for providing traction in harsh conditions.

	ITEM #	TIRE SIZE	SERVICE DESCRIPTION	LOAD ID	SIDEWALL	MIN. RIM WIDTH (IN)	MAX. RIM WIDTH (IN)	MAX LOAD (LBS)	MAX PSI	OVERALL DIAMETER (IN)	SECTION WIDTH (IN)	TREAD DEPTH (32NDS)	WEIGHT (LBS)	STUD SIZE
14	01090	185/75R14	89S	STD	BSW	4.5	6.0	1279	44	25.10	7.20	13.5	17.96	12
	01091.1	195/75R14	92S	STD	BSW	5.0	6.5	1389	44	25.65	7.60	13.5	20.00	12
	01092	205/75R14	95S	STD	BSW	5.0	7.0	1521	44	26.20	7.95	14.0	21.00	13
	01001.1	185/70R14	88S	STD	BSW	4.5	6.0	1235	44	24.45	7.45	13.0	18.10	12
	01003.2	195/70R14	91S	STD	BSW	5.0	6.5	1356	44	25.00	7.75	13.0	19.00	12
	01005.2	175/65R14	82T	STD	BSW	5.0	6.0	1047	44	23.10	6.85	13.0	16.96	12
	01007.2	185/65R14	86T	STD	BSW	5.0	6.5	1168	44	23.55	7.35	13.0	17.30	12
15	01093	205/75R15	97S	STD	BSW	5.0	7.0	1609	44	27.20	7.95	14.0	22.00	13
	01096.1	215/75R15	100S	STD	BSW	5.5	7.0	1764	44	27.80	8.40	14.0	25.00	13
	01094	225/75R15	102S	STD	BSW	6.0	7.5	1874	44	28.30	8.70	14.0	25.00	13
	01097	235/75R15	105S	STD	BSW	6.0	8.0	2039	44	28.86	9.10	14.5	28.03	13
	01099	205/70R15	96S	STD	BSW	5.0	7.0	1565	44	26.34	8.00	13.0	21.25	12
	01101	215/70R15	98S	STD	BSW	5.5	7.0	1653	44	26.85	8.70	13.0	22.18	12
	01095	225/70R15	100S	STD	BSW	6.0	7.5	1764	44	27.40	8.70	13.0	24.00	12
	01009.3	185/65R15	88T	STD	BSW	5.0	6.5	1235	44	24.51	7.55	13.0	19.00	12
	01011.1	195/65R15	91T	STD	BSW	5.5	7.0	1356	44	25.00	7.85	13.0	20.00	12
	01013.1	205/65R15	94T	STD	BSW	5.5	7.5	1477	44	25.45	8.02	13.0	22.00	12
	01017.1	215/65R15	96T	STD	BSW	6.0	7.5	1565	44	25.98	8.55	13.0	25.04	12
	01019.1	185/60R15	84T	STD	BSW	5.0	6.5	1102	44	23.88	7.44	13.0	19.00	12
	01021.1	195/60R15	88T	STD	BSW	5.5	7.0	1235	44	24.30	7.80	13.0	21.00	12
	01023.1	205/60R15	91T	STD	BSW	5.5	7.5	1356	44	24.75	8.15	13.0	22.00	12
	01027.1	215/60R15	94T	STD	BSW	6.0	7.5	1477	44	25.21	8.60	13.0	24.00	12
16	01000	195/55R15	85T	STD	BSW	5.5	7.0	1135	44	23.75	7.91	13.0	20.00	12
	01004.3	205/65R16	95T	STD	BSW	5.5	7.5	1521	44	26.45	8.02	13.0	23.00	12
	01029.1	215/65R16	98T	STD	BSW	6.0	7.5	1653	44	26.98	8.55	13.0	25.00	12
	01085.2	235/65R16	103T	STD	BSW	6.5	8.5	1929	44	27.94	9.56	13.0	27.00	12
	01031	205/60R16	92T	STD	BSW	5.5	7.5	1389	44	25.77	8.33	13.0	23.00	12
	01033.1	215/60R16	95T	STD	BSW	6.0	7.5	1521	44	26.15	8.50	13.0	24.00	12
	01035	225/60R16	98T	STD	BSW	6.0	8.0	1653	44	26.57	8.75	13.0	23.94	12
	01006.4	235/60R16	100T	STD	BSW	6.5	8.5	1764	44	26.96	9.45	13.0	28.00	12
	01037.1	205/55R16	91T	STD	BSW	5.5	7.5	1356	44	24.80	8.35	12.0	20.99	12
	01008.2	215/55R16	97T	RE	BSW	6.0	7.5	1609	50	25.35	8.90	13.0	25.00	12
	01010.2	205/50R16	87T	STD	BSW	5.5	7.5	1201	44	24.27	8.34	13.0	21.00	12
	01012.1	225/50R16	92T	STD	BSW	6.0	8.0	1389	44	25.10	9.17	13.0	25.00	12
	01053.1	215/65R17	99T	STD	BSW	6.0	7.5	1709	44	28.11	8.93	13.0	26.00	12
17	01082	225/65R17	102T	STD	BSW	6.0	8.0	1874	44	28.50	8.84	13.0	30.00	12
	01081.2	215/60R17	96T	STD	BSW	6.0	7.5	1565	44	27.17	8.70	13.0	26.00	12
	01075.1	225/60R17	99T	STD	BSW	6.0	8.0	1709	44	27.72	9.14	13.0	27.00	12
	01073	215/55R17	94T	STD	BSW	6.0	7.5	1477	44	26.36	9.46	13.0	26.00	12
	01039.1	225/55R17	97T	STD	BSW	6.0	8.0	1609	44	26.88	9.20	13.0	28.00	12
	01045.1	235/55R17	99T	STD	BSW	6.5	8.5	1709	44	27.22	9.79	13.0	30.00	12
	01112	205/50R17	93T	XL	BSW	5.5	7.5	1433	50	25.29	8.29	13.0	25.00	12
	01014.1	215/50R17	91T	STD	BSW	6.0	7.5	1356	44	25.69	8.82	13.0	23.98	12
	01084	225/50R17	94T	STD	BSW	6.0	8.0	1477	44	26.00	8.99	13.0	26.00	12
	01016.1	225/45R17	94T	RE	BSW	7.0	8.5	1477	50	25.09	9.03	13.0	24.00	12
	01047.1	235/45R17	94T	STD	BSW	7.5	9.0	1477	44	25.53	9.30	13.0	26.00	12
18	01048.2	225/60R18	100T	STD	BSW	6.0	8.0	1764	44	28.64	8.86	13.0	23.95	12

Tire sizes, technical data and product availability are subject to change. Please see herculestire.com for the most up-to-date information.

¹ See page 74 for more information.

² See complete Limited Protection Policy on pages 70-73 for details and exclusions.

AVALANCHE X-TREME® SUV

PREMIUM SUV | STUDDABLE WINTER

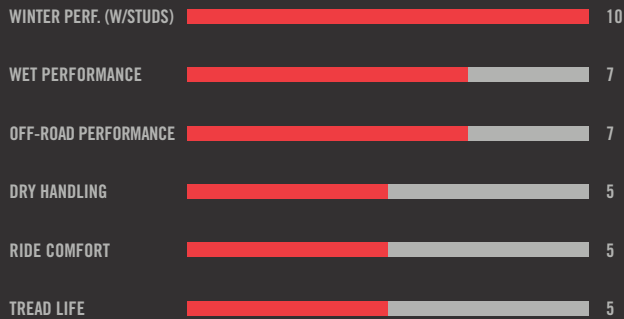
Designed to give larger vehicles a biting grip on icy roads, the **Avalanche X-Treme SUV** delivers solid assurance when the going gets tough. The Avalanche X-Treme is built using advanced winter-specific materials to maximize traction and minimize risk in any winter condition.



FEATURES & BENEFITS

- Studdable tread allows for optional added traction on icy roads.
- Manufactured using a winter-specific compound that enhances performance on snow and ice.
- Formulated with microfilament grip material that stays pliable in the coldest temperatures.

PERFORMANCE RATINGS ¹



PERFORMANCE PROMISE ²



Covered by our industry-leading Road Hazard Protection Program, which provides free replacement for up to two years or the first 50% of usable tread life.



If this tire becomes unserviceable due to a flaw in workmanship or materials, we will replace it at no charge during the first 50% of usable tread life.



This tire meets specific requirements for providing traction in harsh conditions.

	ITEM #	TIRE SIZE	SERVICE DESCRIPTION	LOAD ID	SIDEWALL	MIN. RIM WIDTH (IN)	MAX. RIM WIDTH (IN)	MAX LOAD (LBS)	MAX PSI	OVERALL DIAMETER (IN)	SECTION WIDTH (IN)	TREAD DEPTH (32NDS)	WEIGHT (LBS)	STUD SIZE
15	01018.1	265/70R15	112S	STD	BSW	7.0	9.0	2469	44	29.43	10.45	15.0	36.00	13
	01103	225/75R16	104S	STD	BSW	6.0	7.5	1984	44	29.29	8.65	15.0	29.26	13
	01025.2	235/75R16	108S	STD	BSW	6.0	8.0	2205	44	29.85	9.30	15.0	33.00	13
16	01050.1	245/75R16	111S	STD	BSW	6.5	8.0	2403	44	30.40	9.60	15.0	34.00	13
	01052.2	265/75R16	116S	STD	BSW	7.0	9.0	2756	44	31.60	10.60	15.0	39.00	13
	01054.1	215/70R16	100S	STD	BSW	5.5	7.0	1764	44	27.75	8.80	15.0	29.00	13
	01056.1	225/70R16	103S	STD	BSW	6.0	7.5	1929	44	28.30	9.00	15.0	30.00	13
	01058.1	235/70R16	106S	STD	BSW	6.0	8.0	2094	44	28.85	9.40	15.0	33.88	13
	01060.2	245/70R16	107S	STD	BSW	6.5	8.0	2149	44	29.50	9.85	15.0	34.00	13
	01062.1	255/70R16	111S	STD	BSW	6.5	8.5	2403	44	29.90	10.30	15.0	35.00	13
	01064.1	265/70R16	112S	STD	BSW	7.0	9.0	2469	44	30.40	10.80	15.0	37.40	13
	01148.1	255/65R16	109S	STD	BSW	7.0	9.0	2271	44	29.18	10.24	14.0	34.00	13
	01109.1	245/70R17	110S	STD	BSW	6.5	8.0	2337	44	30.50	9.85	15.0	35.00	13
17	01071.1	255/70R17	112S	STD	BSW	6.5	8.5	2469	44	31.22	10.28	15.0	41.00	13
	01066.1	265/70R17	115S	STD	BSW	7.0	9.0	2679	44	31.40	10.65	15.0	40.04	13
	01102	235/65R17	104S	STD	BSW	6.5	8.5	1984	44	29.06	9.45	14.0	34.28	13
	01146.1	245/65R17	107S	STD	BSW	7.0	8.5	2149	44	29.52	9.82	14.0	34.00	13
18	01108	255/70R18	113S	STD	BSW	6.5	8.5	2535	44	32.22	10.28	15.0	42.00	13
	01182.1	235/65R18	106S	STD	BSW	6.5	8.5	2094	44	30.19	9.37	14.0	35.00	13
	01104	275/65R18	116S	STD	BSW	7.5	9.5	2756	44	32.16	11.01	14.0	43.00	13
	01180.1	235/60R18	103S	STD	BSW	6.5	8.5	1929	44	29.30	9.45	14.0	34.00	13
	01184.1	265/60R18	110S	STD	BSW	7.5	9.5	2337	44	30.59	10.66	13.0	39.00	12
	01068.1	255/55R18	109S	RE	BSW	7.0	9.0	2271	50	29.12	10.36	14.0	37.84	13
20	01070.1	275/60R20	119S	XL	BSW	7.5	9.5	2998	50	33.02	10.93	14.0	47.00	13
	01106	275/55R20	117S	XL	BSW	7.5	9.5	2833	44	32.03	11.03	14.0	44.00	13

Tire sizes, technical data and product availability are subject to change. Please see herculestire.com for the most up-to-date information.

¹ See page 74 for more information.
² See complete Limited Protection Policy on pages 70-73 for details and exclusions.



AVALANCHE X-TREME® LT

PREMIUM LIGHT TRUCK | STUDDABLE WINTER



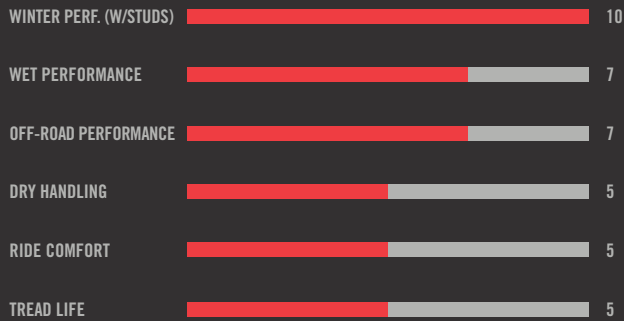
In snowy and icy conditions, trucks need a tire that can bite back against the most severe weather and keep everyone on board feeling secure—that tire is the **Avalanche X-Treme LT**. Built using advanced winter-specific materials, the Avalanche X-Treme delivers a biting grip for maximum traction, rugged reliability and the confidence to conquer the road ahead.



FEATURES & BENEFITS

- Studdable tread allows for optional added traction on icy roads.
- Formulated with microfilament grip material that stays pliable in the coldest temperatures.
- Manufactured using a winter-specific compound that enhances traction on snow and ice.

PERFORMANCE RATINGS ¹



PERFORMANCE PROMISE ²



Covered by our industry-leading Road Hazard Protection Program, which provides free replacement for up to two years or the first 50% of usable tread life.



If this tire becomes unserviceable due to a flaw in workmanship or materials, we will replace it at no charge during the first 50% of usable tread life.



This tire meets specific requirements for providing traction in harsh conditions.

	ITEM #	TIRE SIZE	SERVICE DESCRIPTION	LOAD ID	SIDEWALL	MIN. RIM WIDTH (IN)	MAX. RIM WIDTH (IN)	SINGLE MAX LOAD (LBS)	DUAL MAX LOAD (LBS)	MAX PSI	OVERALL DIAMETER (IN)	SECTION WIDTH (IN)	TREAD DEPTH (32NDS)	WEIGHT (LBS)	STUD SIZE
15	01030	31X10.50R15LT	109Q	C	BSW	7.0	9.0	2270	-	50	30.25	10.50	19.0	42.68	15
	01028.1	LT235/75R15	104/101Q	C	BSW	6.0	7.0	1985	1820	50	28.82	9.00	17.0	34.00	15
16	01040	LT215/85R16	115/112Q	E	BSW	5.5	7.0	2680	2470	80	30.28	9.10	17.0	38.00	15
	01032.1	LT235/85R16	120/116Q	E	BSW	6.0	7.5	3042	2778	80	31.78	9.31	17.0	40.04	15
	01034.1	LT225/75R16	115/112Q	E	BSW	6.0	7.0	2680	2470	80	29.30	8.95	17.0	34.54	15
	01036.1	LT245/75R16	108/104Q	C	BSW	6.5	8.0	2205	2006	50	30.44	9.57	17.0	40.00	15
	01038.2	LT245/75R16	120/116Q	E	BSW	6.5	8.0	3042	2778	80	30.44	9.57	17.0	42.02	15
	01042.1	LT265/75R16	112/109Q	C	BSW	7.0	8.0	2470	2270	50	31.54	10.33	17.0	44.00	15
	01044.1	LT265/75R16	123/120Q	E	BSW	7.0	8.0	3415	3085	80	31.54	10.50	17.0	46.64	15
	01116	LT285/75R16	126/123Q	E	BSW	7.5	9.0	3750	3415	80	32.57	11.36	17.0	53.00	15
17	01076.1	LT235/80R17	120/117Q	E	BSW	6.0	7.5	3085	2835	80	31.85	9.40	17.0	44.00	15
	01087.1	LT245/75R17	121/118R	E	BSW	6.5	7.5	3195	2910	80	31.83	9.87	17.0	45.00	15
	01046.1	LT245/70R17	119/116Q	E	BSW	6.5	8.0	3000	2755	80	30.45	10.07	17.0	44.00	15
	01074.1	LT265/70R17	121/118Q	E	BSW	7.0	8.5	3195	2910	80	31.65	11.03	17.0	50.00	15
18	01080.1	LT275/70R18	125/122R	E	BSW	7.0	8.5	3640	3305	80	33.15	10.95	17.0	55.00	15
	01186	LT275/65R18	123/120R	E	BSW	7.5	9.5	3415	3085	80	32.10	11.11	17.0	52.00	15
20	01111	LT275/65R20	126/123R	E	BSW	7.5	9.5	3750	3415	80	34.18	11.10	17.0	56.00	15

Tire sizes, technical data and product availability are subject to change. Please see herculestire.com for the most up-to-date information.

¹ See page 74 for more information.

² See complete Limited Protection Policy on pages 70-73 for details and exclusions.



	TRAILER
H-901 ST	•
POWER ST2	•
LOW-PRO H-D	•

SPECIALTY TRAILER

H-901 ST

COMMERCIAL SPECIALTY TRAILER | ALL-STEEL

The **H-901 ST** adds all-steel muscle to agricultural, industrial and other tough jobs that demand it. Combining greater carrying capacity with rugged construction, the H-901 ST offers enhanced stability and strength to create a durable tire capable of hauling the heaviest loads in the most extreme environments.



FEATURES & BENEFITS

- Special tread compound provides exceptional wet handling and braking.
- Super high-tensile steel belts deliver maximum durability.
- Durable construction distributes forces of acceleration, cornering and braking for longer wear.
- Tread design features larger footprint and more biting edges for better grip in snow.

PERFORMANCE PROMISE¹



Backed by a 72-month Limited Protection Policy covering defects in workmanship and materials.



If this tire becomes unserviceable due to a flaw in workmanship or materials, we will replace it at no charge during the first 50% of usable tread life.

¹ See complete Limited Protection Policy on pages 70-73 for details and exclusions.



POWER ST2

RADIAL-PLY | SPECIALTY TRAILER



Designed specifically for specialty trailer service applications, the Hercules **Power ST2** radial trailer tire is the smart call for any haul. Durable and versatile, the Power ST2 is built to perform in the face of challenging loads and weather conditions to deliver peace of mind along with the cargo.



FEATURES & BENEFITS

- Symmetrical tread pattern provides four main grooves to promote water displacement.
- Solid center rib design enhances traction.
- Large tread block shoulder design yields optimum highway traction.
- Two-ply nylon cap construction promotes uniform tread pressure for longer service life.

PERFORMANCE PROMISE¹



Backed by a 36-month Limited Protection Policy covering defects in workmanship and materials.

	ITEM #	TIRE SIZE	SERVICE DESCRIPTION	LOAD ID	SIDEWALL	MIN. RIM WIDTH (IN)	MAX. RIM WIDTH (IN)	SINGLE MAX LOAD (LBS)	DUAL MAX LOAD (LBS)	MAX PSI	OVERALL DIAMETER (IN)	SECTION WIDTH (IN)	TREAD DEPTH (32NDS)	WEIGHT (LBS)
13	94749	ST175/80R13	91/87L	C	BSW	4.5	6.0	1360	1200	50	24.01	7.17	9.4	19.21
	94750	ST205/75R14	100/96L	C	BSW	5.0	7.0	1760	1570	50	25.87	8.27	10.3	22.97
14	94751	ST215/75R14	102/98L	C	BSW	5.5	7.0	1870	1650	50	26.58	8.82	10.3	26.46
	94753	ST205/75R15	107/102L	D	BSW	5.0	7.0	2150	1870	65	27.05	7.76	10.3	26.46
15	94755	ST225/75R15	117/112L	E	BSW	6.0	7.5	2830	2470	80	28.19	9.09	10.3	31.53
	94757	ST235/85R16	128/124L	F	BSW	6.0	7.5	3960	3520	95	31.61	9.37	10.1	45.86
16	94756	ST235/80R16	124/120L	E	BSW	6.0	8.0	3520	3080	80	30.71	9.53	10.3	40.79

Tire sizes, technical data and product availability are subject to change. Please see herculestire.com for the most up-to-date information.

¹ See complete Limited Protection Policy on pages 70-73 for details and exclusions.

LOW-PRO H-D

BIAS-PLY | HEAVY DUTY TRAILER

An elite tire for the entire fleet, the **Low-Pro H-D** gives trailers the strength to operate in a variety of environments, and haul a wide range of cargo. The Low-Pro H-D features substantial construction perfectly suited for towed low-platform trailer applications. This is one tire that never compromises under any circumstance.



FEATURES & BENEFITS

- Designed exclusively for towed low-platform trailer applications.
- ST metric sizing replaces sizes 7-14.5, 8-14.5 and 9-14.5.
- Rigid bias construction promotes optimum stability and durability.

PERFORMANCE PROMISE¹



Backed by a 72-month Limited Protection Policy covering defects in workmanship and materials.


¹ See complete Limited Protection Policy on pages 70-73 for details and exclusions.

14	ITEM #	TIRE SIZE	SERVICE DESCRIPTION	LOAD ID	SIDEWALL	MIN. RIM WIDTH (IN)	MAX. RIM WIDTH (IN)	SINGLE MAX LOAD (LBS)	DUAL MAX LOAD (LBS)	MAX PSI	OVERALL DIAMETER (IN)	SECTION WIDTH (IN)	TREAD DEPTH (32NDS)	WEIGHT (LBS)
	95272	ST175/85D14.5	110L	12/F	BSW	6.0 MH	6.0 MH	2335	-	100	26.65	7.28	8.0	24.91
	95273.1	ST205/85D14.5	120L	14/G	BSW	6.0 MH	6.0 MH	3090	-	116	27.83	7.99	9.0	25.57
	95274	ST225/75D14.5	125L	14/G	BSW	7.0 MH	7.0 MH	3605	-	116	27.99	9.49	12.0	35.71

Coming 1Q 2018. Tire sizes, technical data and product availability are subject to change. Please see herculestire.com for the most up-to-date information.



	LIGHT TRUCK 	VAN 	BOX TRUCK 
H-901 LT	•	•	•
H-702 LT	•	•	•



ALL-STEEL LIGHT TRUCK

H-901 LT

COMMERCIAL LIGHT TRUCK | ALL-STEEL

Delivering outstanding carrying capacity and heavy-duty construction, the **H-901 LT** was created to conquer the toughest challenges for agricultural and industrial applications. Featuring a strong-as-steel casing that adds stability and strength, this puncture-resistant tire is ideal for hauling higher loads or operating in the most demanding conditions.



FEATURES & BENEFITS

- Active sipes improve traction and create biting edges that promote better grip on snowy roads.
- Tread design features a larger footprint to maximize road contact.
- Special tread compound provides exceptional wet handling and braking.
- Durable all-steel construction distributes forces of acceleration, cornering and braking for longer wear.

PERFORMANCE RATINGS ¹



PERFORMANCE PROMISE ²



Backed by a 72-month Limited Protection Policy covering defects in workmanship and materials.



If this tire becomes unserviceable due to a flaw in workmanship or materials, we will replace it at no charge during the first 50% of usable tread life.



ALL-STEEL LIGHT TRUCK

	ITEM #	TIRE SIZE	SERVICE DESCRIPTION	LOAD ID	SIDEWALL	MIN. RIM WIDTH (IN)	MAX. RIM WIDTH (IN)	SINGLE MAX LOAD (LBS)	DUAL MAX LOAD (LBS)	MAX PSI	OVERALL DIAMETER (IN)	SECTION WIDTH (IN)	TREAD DEPTH (32NDS)	WEIGHT (LBS)
16	91212	LT235/85R16	126/123 L	G	BSW	6.0	7.0	3750	3415	110	31.26	9.25	14.0	52.45
	91994	LT225/75R16	119/116N TL	F	BSW	6.0	7.5	2998	2756	94	29.29	8.78	14.0	50.33
	91995	LT245/75R16	123/120N TL	F	BSW	6.5	8.0	3417	3086	94	30.47	9.76	14.0	60.92

Tire sizes, technical data and product availability are subject to change. Please see herculestire.com for the most up-to-date information.

¹ See page 74 for more information.

² See complete Limited Protection Policy on pages 70-73 for details and exclusions.

H-702 LT

COMMERCIAL LIGHT TRUCK | ALL-STEEL

Designed for both short- and long-haul applications, the **H-702 LT** combines heavy-duty design with high-performance versatility. The H-702 is built using environmentally friendly technology and features an all-steel casing that allows for excellent retread ability, giving commercial vehicles a tough, long-lasting tire to rely on.



FEATURES & BENEFITS

- Premium closed shoulder design delivers enhanced durability.
- Solid shoulder provides superior stability and resistance to irregular wear.
- Rib sipes increase traction on wet surfaces.

PERFORMANCE RATINGS ¹



PERFORMANCE PROMISE ²



Backed by a 72-month Limited Protection Policy covering defects in workmanship and materials.



If this tire becomes unserviceable due to a flaw in workmanship or materials, we will replace it at no charge during the first 50% of usable tread life.



ALL-STEEL LIGHT TRUCK

ITEM #	TIRE SIZE	SERVICE DESCRIPTION	LOAD ID	SIDEWALL	MIN. RIM WIDTH (IN)	MAX. RIM WIDTH (IN)	SINGLE MAX LOAD (LBS)	DUAL MAX LOAD (LBS)	MAX PSI	OVERALL DIAMETER (IN)	SECTION WIDTH (IN)	TREAD DEPTH (32NDS)	WEIGHT (LBS)
16 92437	7.50R16LT	122/118N	G	BSW	5.5	7.0	3305	2910	112	32.09	8.66	18.3	71.20

Tire sizes, technical data and product availability are subject to change. Please see herculestire.com for the most up-to-date information.

¹ See page 74 for more information.

² See complete Limited Protection Policy on pages 70-73 for details and exclusions.

HERCULES® TIRES LIMITED PROTECTION POLICY

(Applicable in the United States and Canada only.)

Congratulations, you have just purchased what we believe is the finest value available in the tire industry. We are proud of the quality and performance of the wide range of Hercules Tires products, and we realize that your continued satisfaction is essential to our success. Millions of Hercules tires are on the road right now delivering long mileage and outstanding performance. These tires are backed by a support network of thousands of dealers worldwide. Additionally, Hercules offers a unique protection plan to ensure you'll never be caught in a town without a Hercules dealer in the unlikely event that you would need an adjustment under the terms of the protection policy.

THIS LIMITED PROTECTION POLICY IS NOT A GUARANTEE THAT YOUR TIRE WILL NOT FAIL OR BECOME UNSERVICEABLE IF NEGLECTED OR MISTREATED.

IMPORTANT

The following contains important protection policy information which you must have in order to obtain an adjustment under the terms of the protection policy. This information also includes the Hercules Road Hazard Protection Program, the Hercules 30-Day Trust Our Ride Test Drive Program, the Hercules Mileage Coverage Plan and the Hercules Adjustment Policy. We suggest you keep this in your vehicle at all times. In the unlikely event that you ever need to request an adjustment under the terms of the protection policy, present this to your Hercules dealer, and they will have all the information needed to promptly address your request.

ELIGIBILITY

Eligible tires are covered by this Limited Protection Policy for a minimum of 36 months from the date of original tire manufacture date or purchase date. (Without proof of purchase, date of manufacture will be used to determine age.)

This Limited Protection Policy applies to the original owner of new Hercules branded SUV/P-Metric/Light Truck, Passenger and Specialty Trailer tires that are new replacement market tires bearing the Hercules brand name and D.O.T. Tire Identification Number, operated in normal service, and used on the same vehicle on which they were originally installed according to the vehicle manufacturer's recommendations. Additionally, tires used in commercial service including, but not limited to, taxicabs, police cars, emergency vehicles, trailers and non-passenger service vehicles are not eligible for the Road Hazard Protection Program or Mileage Coverage Plan set forth in this Limited Protection Policy. Tire(s) on any vehicle registered and normally operated outside the United States and Canada are excluded from eligibility under this Limited Protection Policy.

When used in normal noncommercial service, SUV/P-Metric/Light Truck, Passenger and all-steel ST/LT tires which become unserviceable due to defects in workmanship and material will be replaced on a "no charge" basis during the first 50% of original usable tread. Likewise, specialty trailer tires of polyester-steel or nylon construction which become unserviceable due to defects in workmanship and material will be replaced on a "no charge" basis during the first 2/32" of original usable tread.

The cost of mounting, balancing and any other service charges including applicable taxes are excluded from reimbursement. Thereafter, the adjustment replacement price will be based upon tread wear prorated upon the basis of the original purchase price. Tires are considered 100% worn when the remaining tread depth is 2/32nds of an inch or less. BLEMISH passenger car tires are not adjustable. Out of balance, out of round or ride disturbance adjustments for SUV/P-Metric/Light Truck, Passenger and all-steel ST/LT tires will only be made during the first 2/32nds of an inch of the original usable tread depth. Likewise, out of balance, out of round or ride disturbance adjustments for polyester-steel or nylon construction specialty tires will only be made during the first 1/32" of the original usable tread depth. Three (3) or more tires from the same vehicle will not be accepted. All Hercules tire adjustments will be subject to and made in conformity with the following conditions and exclusions of the Hercules Limited Protection Policy.

ROAD HAZARD PROTECTION

This Road Hazard Protection Program is offered upon the purchase of any eligible new Hercules Tires branded SUV/P-Metric/Light Truck and Passenger tire purchased in Canada or the United States to promote goodwill and is not a guarantee that your tire will not fail or become unserviceable due to a road hazard injury. This Road Hazard Protection Program is a free replacement for the first 50% of tread wear up to two (2) years. This protection plan applies to all Hercules tires as mentioned above that are purchased new from an authorized Hercules Tires dealer and is valid under the certain specified conditions as detailed below.

This Road Hazard Protection Program is valid from the date of purchase for two (2) years or when the tire reaches 50% of usable tread depth, whichever comes first. When an eligible tire is damaged during the first 50% of tread wear or first 24 months from date of purchase, whichever came first, the tire will be replaced with a comparable Hercules brand tire free of charge.

This Road Hazard Protection Program provides credit based upon 50% of remaining usable tread at the time of failure due to road hazard. "Usable Tread" is defined as the original tread depth of a tire less 2/32nds of an inch.

When the tire has 2/32nds of an inch or less in tread depth, it is considered worn out.

ROAD HAZARD EXCLUSIONS

This Road Hazard Protection Program excludes Hercules all-steel construction tires and polyester-steel or nylon construction specialty trailer tires. All exclusions described under the section of "What is not covered" within this Limited Protection Policy and other exclusions include, but are not limited to, effects caused by:

1. A tire that is damaged /failed due to vandalism.
2. A tire that is damaged /failed due to an accident.
3. A tire that is damaged /failed due to commercial, industrial or agricultural use.
4. A tire that is damaged /failed due to racing.
5. A tire that is damaged /failed due to off-road use.
6. A tire that is damaged /failed due to snow chains or studs.
7. A tire that is damaged /failed due to rapid or irregular wear.

8. A tire that is damaged /failed due to wear from worn mechanical components on the vehicle.
9. Tires transferred from the vehicle on which they were originally installed.
10. Loss of time, inconvenience, loss of use of vehicle or consequential damage.
11. Any tires used on any emergency response vehicle.

Some states do not allow the exclusion or limitation of incidental or consequential damages, so the above limitations or exclusions may not apply.

Adjustment procedures are described in the Owner's General Obligation section.

Complete and sign a Hercules Limited Protection Policy Claim Form which is available at any authorized dealer or online at www.herculestire.com.

To be eligible, you need to present your original tire sales invoice showing date of purchase, along with this Limited Protection Policy, with the Information Section completed. You are responsible for payment of all applicable taxes, demounting, mounting and balancing charges set forth under this Coverage. You are also responsible for payment of local tire disposal fees and any parts or service regardless of mileage or months of service. This includes payment for tire rotation, alignment, towing, road service and valve stems and all applicable taxes.

Tires replaced on an adjustment basis become the property of the Company. You will be required to sign the Hercules Limited Protection Policy Claim Form.

IMPORTANT SAFETY NOTICE: IF THE TIRE OWNER ABUSES THE TIRES BY FAILING TO OBSERVE SAFETY WARNINGS AND TO MAINTAIN PROPER INFLATION PRESSURE, VEHICLE ALIGNMENT AND TIRE ROTATION, EXPECTED TIRE PERFORMANCE AND LIFE MAY NOT BE ACHIEVED, AND YOUR SAFETY CANNOT BE ENSURED.

Hercules cares about your safety and your tires. Please drive responsibly and maintain your vehicle properly. Visit our website for important tire safety tips provided by the Rubber Manufacturers' Association. We encourage every consumer to "Be Tire Smart, Play Your P.A.R.T." by understanding and practicing the additional tire safety tips available online at www.rma.org.

30-DAY TRUST OUR RIDE TEST DRIVE PROGRAM

Select Hercules brand tires qualify for our 30-Day Trust Our Ride Test Drive Program. Eligible tires may be returned to the original place of purchase within 30 days to exchange them for a comparable set of Hercules brand tires (of equal or lesser value). If you elect to take advantage of the test drive, please see your Hercules Tires dealer to ensure that you follow the approved exchange process.

This free Trust Our Ride Test Drive Program is a supplement to the Limited Protection Policy that accompanied the tire purchase. The exclusions and limitations of the Limited Protection Policy apply to this program.

- You will no longer be eligible for the 30-day exchange if the tires:
1. Are not installed on the original installation non-commercial vehicle.
 2. Were not operated in normal highway use in the United States or Canada.
 3. Exhibit damage from road hazards and punctures or repairs.
 4. Exhibit damage from defective wheel or vehicle conditions.
 5. Exhibit damage from negligence, abuse or improper inflation or load.
- Please note that you will be responsible for payment of all applicable taxes, demounting, mounting and balancing charges.

MILEAGE COVERAGE PLAN

If the tire wears down to the tread wear indicator bars (2/32") and the tire has not delivered the miles specified in the Coverage Plan, Hercules will provide a pro-rated adjustment based on actual mileage delivered. The cost of mounting, balancing and any other service charges including applicable taxes are excluded from reimbursement.

	MILEAGE COVERAGE PLAN (MI/KM)	ROAD HAZARD PROTECTION	30-DAY TEST DRIVE	WORKMANSHIP AND MATERIALS (MONTHS)
PERFORMANCE				
Raptis RT-5	45,000/75,000	YES	YES	72
H/P 4000	50,000/80,000	YES	NO	72
TOURING				
Roadtour 855 SPE TR	85,000/135,000	YES	YES	72
Roadtour 855 SPE VR/HR	70,000/112,000	YES	YES	72
Roadtour 655 MRE TR	65,000/105,000	YES	YES	72
Roadtour 655 MRE VR/HR	55,000/90,000	YES	YES	72
Roadtour 455 TR	50,000/80,000	YES	YES	72
Roadtour 455 HR	45,000/75,000	YES	YES	72
Roadtour 455 Sport (VR)	45,000/75,000	YES	YES	72
SUV/LIGHT TRUCK				
Terra Trac Cross-V (CUV/SUV)	70,000/112,000	YES	YES	72
Terra Trac Cross-V (LT)	65,000/105,000	YES	YES	72
Terra Trac HTS (SUV)	50,000/80,000	YES	NO	72
Terra Trac HTS (LT)	45,000/75,000	YES	NO	72
Terra Trac AT II	60,000/100,000	YES	YES	72
Terra Trac T/G Max	NA	YES	YES	72
Terra Trac M/T	NA	YES	YES	72
WINTER				
Avalanche X-Treme	NA	YES	NO	72
Avalanche X-Treme SUV	NA	YES	NO	72
Avalanche X-Treme LT	NA	YES	NO	72
SPECIALTY TRAILER				
H-901 ST	NA	NO	NO	72
Power ST2	NA	NO	NO	36
Low-Pro H-D	NA	NO	NO	72
ALL-STEEL LIGHT TRUCK				
H-901 LT	NA	NO	NO	72
H-702 LT	NA	NO	NO	72

WHAT IS NOT COVERED BY THIS LIMITED PROTECTION POLICY

THE FOLLOWING ARE NOT COVERED:

- Hercules does not offer coverage or protection on any repaired or cosmetically blemished (“blem”) tire.
- Improper operation or maintenance: This includes, but is not limited to, effects caused by:
 - a) Improper tire inflation and/or improper load/speed practices.
 - b) Improper or insufficient tire rotation.

Any tire with premature or irregular wear caused by failing to follow the recommended tire rotation pattern and/or mileage intervals as delineated by this Limited Protection Policy.

Wear due to improper vehicle alignment including but not limited to, uneven, cupping, irregular, spotty, and feathering wear.

Damage due to:

- Rim irregularities or rim damage.
- Snow chains.
- Vehicle mechanical problems, including brake problems, and vehicle wheel alignment.
- Extreme temperature exposure.
- Negligent and abusive driving such as tire spinning, or racing.
- Improper tire storage.
- Automotive accident.
- Chemical corrosion or fire.
- Use contrary to the vehicle manufacturer’s tire recommendations.
- Improper stud size and/or installation.
- Improper mounting or demounting.
- Alteration: such as, but not limited to, adding a white inlay on blackwall, tread regrooving, tire truing or siping, or adding sealant materials to the tire.
- Weather checking/cracking: not covered after 24 months from the date of purchase.

HERCULES’ OBLIGATIONS

Replacement of Eligible Tires will be made by any Hercules Tires authorized dealer or vehicle dealer authorized to handle Hercules brand tire adjustments (“Authorized Dealer”). Hercules will replace the tire pursuant to the terms of this Limited Protection Policy. Tires that are replaced under an adjustment basis under this Limited Protection Policy become the property of HERCULES.

OWNER’S OBLIGATIONS

To make an eligible claim under this Limited Protection Policy, the owner must present a claim with the tire to an Authorized Dealer. For the nearest Authorized Dealer, consult a local directory, internet search engine, www.herculestire.com, or call 1-844-708-7291. Owner must present an original tire sales invoice indicating the date of purchase. Owner will be required to

sign the Hercules Limited Protection Policy Claim Form. Owner is responsible for paying all applicable taxes set forth under this Limited Protection Policy. Owner is also responsible for paying local tire disposal fees and any parts or service regardless of mileage or months of service. This includes payment for tire rotation, alignment, towing, road service, valve stems and tire repair. Owner is responsible for maintaining proper tire air pressure and for proper maintenance of the tire. Under the Mileage Coverage Plan portion of this Limited Protection Policy owner must present a claim with the original customer copy of an up-to-date tire rotation schedule, which is printed in this Limited Protection Policy. Owner must rotate tires at least every 6,000 to 8,000 miles (10-13,000 kilometers) or sooner if uneven tread wear begins to appear.

CONDITIONS AND EXCLUSIONS

The Limited Protection Policy described herein applies only to tires purchased in the United States or Canada. No representative, agent or employee of Hercules or its dealers has any authority to make any representation, promise, agreement or change to this Limited Protection Policy except as specifically stated herein. Tires purchased prior to six years before the date you present them for an adjustment under the terms of the protection policy are excluded.

PASSENGER CAR TIRES

Hercules brand passenger car tires which become unserviceable because of the following conditions are excluded from Limited Protection Policy coverage and are not subject to adjustment: tires run flat, underinflated or overloaded (refer to information molded on tire sidewalls and vehicle manufacturer’s recommended load tables), tires worn unevenly or rapidly due to misalignment, improper mounting or other mechanical irregularity, repairable punctures, tires misused or abused, vandalism, loss from fire, wreck or collision, tires used in other than normal passenger car service (normal passenger car service includes tires used in normal passenger car service by the original owner in the furtherance of his trade or business but excludes the use of the tire in truck, racing, off the highway service, campers, emergency response vehicles or on vehicles which are leased or for hire, including taxis, limousines or similar vehicles), tires concerning which recommended maintenance has not been performed by the user.

LIGHT TRUCK TIRES

Hercules brand SUV/P-Metric/Light Truck removed from service because of the following conditions are excluded from this Limited Protection Policy coverage and are not subject to adjustment: cuts, snags, punctures, tires run flat or underinflated, tires worn unevenly or rapidly due to misalignment, improper mounting or other mechanical irregularity, tires misused or abused, vandalism, loss from fire, wreck or collision, tires used in other than normal service including improper load and inflation (refer to information molded on tire sidewalls and vehicle manufacturer’s recommended load tables), tires concerning which recommended maintenance has not been performed by the user.

SPECIALTY TRAILER TIRES

Hercules brand specialty trailer tires removed from service because of the following conditions are excluded from the Limited Protection Policy coverage and are not subject to adjustment: cuts, snags, punctures, tires run flat or underinflated, tires worn unevenly or rapidly due to misalignment,

improper mounting or other mechanical irregularity, tires misused or abused, vandalism, loss from fire, wreck or collision, tires used in other than normal service including improper load and inflation (refer to information molded on tire sidewalls and trailer manufacturer’s recommended load tables), tires concerning which recommended maintenance has not been performed by the user.

USAGE OF PRODUCT

This Limited Protection Policy applies only to tires which are equivalent in size and load range rating to the size and load range rating recommended by the manufacturer of the vehicle on which the tires are mounted and operated in accordance with the vehicle manufacturer’s recommendations.

GENERAL

All tire adjustments under this Limited Protection Policy are CONTINGENT upon:

- a. Completion of the Registration and Limited Protection Policy forms at the time of sale.
- b. The subject tire not having been mounted on any other vehicle than that on which it was first mounted.
- c. The claim being presented by the original purchaser of the subject tire.
- d. Copy of original invoice. You must also present personal identification (e.g., driver’s license) and vehicle registration upon request and must make the vehicle on which the tires were mounted available for inspection.

No adjustment pursuant to this Limited Protection Policy shall in any way be determined or construed as an admission or indication on the part of Hercules or on any other party that any tire or tube adjusted or determined to be adjustable is in fact either defective in workmanship and/or material, or poor or merchantable quality or in any way unfit for the use for which it was intended, or serve to set a precedent for any further adjustment. This Limited Protection Policy specifically excludes and does not cover you for any loss of time, loss of use of the vehicle, or any incidental or consequential damages relating to the quality, condition or performance of the product. Some states and provinces do not allow the exclusion or limitation of incidental or consequential damages so the above exclusion may not apply to you.

HERCULES TIRE & RUBBER COMPANY RESERVES THE RIGHT TO THE FINAL INSPECTION DECISION FOR ALL RETURNED TIRES. THIS LIMITED PROTECTION POLICY IS MADE IN LIEU OF ALL OTHER WARRANTIES, EXPRESSED OR IMPLIED, INCLUDING, BUT NOT LIMITED TO, WARRANTIES OF MERCHANTABILITY OR FITNESS FOR A PARTICULAR PURPOSE. HERCULES EXPRESSLY DISCLAIMS ALL IMPLIED WARRANTIES, INCLUDING, BUT NOT LIMITED TO, WARRANTIES OF MERCHANTABILITY OR FITNESS FOR A PARTICULAR PURPOSE. SOME U.S. STATES AND/OR CANADIAN PROVINCES DO NOT ALLOW LIMITATIONS ON THE DURATION OF AN IMPLIED WARRANTY, SO THE ABOVE MAY NOT APPLY TO YOU. TO THE EXTENT PERMITTED BY LAW, HERCULES DISCLAIMS LIABILITY FOR ALL CONSEQUENTIAL AND INCIDENTAL DAMAGES. THE REMEDIES SET FORTH IN THIS LIMITED PROTECTION POLICY ARE THE SOLE AND EXCLUSIVE REMEDIES FOR BREACH OF PROTECTION POLICY. SOME U.S. STATES AND/OR CANADIAN PROVINCES DO NOT ALLOW THE EXCLUSION OR LIMITATION OF INCIDENTAL OR CONSEQUENTIAL DAMAGES, SO THE ABOVE LIMITATION OR EXCLUSION MAY NOT APPLY TO YOU. THIS LIMITED PROTECTION POLICY GIVES YOU SPECIFIC LEGAL RIGHTS, AND YOU MAY ALSO HAVE OTHER RIGHTS WHICH VARY FROM

U.S. STATE TO STATE OR CANADIAN PROVINCE TO PROVINCE. THIS IS THE ONLY EXPRESSED PROTECTION POLICY MADE BY HERCULES. NO HERCULES EMPLOYEE, RETAILER, OR DEALER HAS THE AUTHORITY TO MAKE ANY PROTECTION POLICY, REPRESENTATION, PROMISE OR AGREEMENT ON BEHALF OF HERCULES EXCEPT AS EXPRESSLY WRITTEN IN THIS LIMITED PROTECTION POLICY. IN OBSERVANCE OF U.S. FEDERAL LAW, THIS LIMITED PROTECTION POLICY HAS BEEN DESIGNATED A “LIMITED PROTECTION POLICY.” HERCULES DOES NOT INTEND TO REPRESENT THROUGH THIS LIMITED PROTECTION POLICY THAT TIRE FAILURES CAN OR CANNOT HAPPEN.

ARBITRATION CLAUSE

ALL CLAIMS ARISING OUT OF THIS LIMITED PROTECTION POLICY OR THE MARKETING, SALE OR PERFORMANCE OF THE PURCHASED TIRE(S) AGAINST HERCULES, ITS SUPPLIERS, DEALERS OR ANY OF THEIR AFFILIATES OR ANY OF THEIR AGENTS, EMPLOYEES, OFFICERS OR DIRECTORS (collectively for the purposes of this paragraph “Hercules”) SHALL BE SUBJECT TO BINDING ARBITRATION.

You acknowledge that your agreement to subject any claim described above means that you waive and forego any rights you may otherwise have to litigate your claim in a court of law and that you freely choose to resolve any such claim by arbitration upon election of arbitration by you or by Hercules. You agree further that no claim described above shall be litigated or arbitrated as a class action or on a class wide or representative basis or on behalf of the general public. You agree that any judgment or award of the arbitrator(s) will be final and not subject to judicial review. You recognize and agree that the arbitrator(s) shall have no authority to award punitive or other damages not measured by the prevailing party’s actual damages, except as may be specifically required by statute.

ADJUSTMENT POLICY

If found adjustable, a Hercules Tires dealer will promptly replace the tire with a tire of like quality, and the replacement charge will be determined by multiplying the consumer’s original purchase price (as verified by consumer’s invoice) or at the selling price established by the adjusting dealer by the percentage of original tread depth worn from the tire (the original purchase price does not include local, state taxes or Federal Excise Tax). Hercules may, at its option, make a proportionate refund in lieu of replacing an adjustment tire. ANY ADDITIONAL CHARGES FOR LOCAL TAXES, MOUNTING, BALANCING, OR A HIGHER PRICED TIRE ACCEPTED AS A REPLACEMENT SHALL BE PAID BY THE CONSUMER. Should any problem develop in obtaining your replacement tire, you are requested to contact the Consumer Relations Department, telephone 1-844-708-7291.

ADJUSTMENT PROCEDURES

Unserviceable Hercules tires adjustable under the terms of this Limited Protection Policy should be returned to a Hercules Tires dealer. To locate a Hercules Tires dealer:

1. See “Find a Dealer” at www.herculestire.com
2. Search for “Hercules Tires” or “tires” on an internet search engine
3. Check under “tires” in a local phone directory
4. Call Hercules Tire at 1-844-708-7291

[illegible][illegible]

US

CUSTOMER SERVICE: 1.844.432.9729
GENERAL TELEPHONE: 1.800.677.9535
GENERAL INQUIRIES: info@herculestire.com
MAILING ADDRESS: The Hercules Tire & Rubber Company
1995 Tiffin Ave. Ste 205
Findlay, OH 45840 USA

CANADA

CUSTOMER SERVICE: 1.877.676.0007
MAILING ADDRESS: NTD - National Tire Distributors
Corporate Support Center
5035 South Service Road, 4th Floor
Burlington, ON L7L 6M9 CA

INTERNATIONAL

CUSTOMER SERVICE: 1.888.774.7730
GENERAL INQUIRIES: globalsales@herculestire.com
MAILING ADDRESS: Hercules Tire International
311 Ingersoll Road
Ingersoll, ON N5C 3J7 CA

HERCULESTIRE.COM

